


# CATCO<sup>®</sup>

CATALYTIC CONVERTERS

2009 FALL SUPPLEMENT

49 STATE






## TOMORROW'S TECHNOLOGY TO KEEP THE LIGHT OFF

AirTek, Inc. d/b/a CATCO<sup>®</sup> Catalytic Converters  
PO Box 428  
4410 W. 37th Ave.  
Hobart, IN. 46342

Phone: 219-947-1664 / 800-247-2515  
FAX: 219-942-6522 / 800-742-2826

**TECHNICAL HOTLINE: 800-777-6376**

# NEW UNIVERSALS

 <p>← 16" →</p>	<table border="0"> <thead> <tr> <th></th> <th>INLET</th> <th>OUTLET</th> </tr> </thead> <tbody> <tr> <td><b>2571R</b></td> <td>2 1/2" I.D.</td> <td>2 1/2" I.D.</td> </tr> <tr> <td colspan="3">1 O2 Sensor port in middle of shell</td> </tr> </tbody> </table>		INLET	OUTLET	<b>2571R</b>	2 1/2" I.D.	2 1/2" I.D.	1 O2 Sensor port in middle of shell		
	INLET	OUTLET								
<b>2571R</b>	2 1/2" I.D.	2 1/2" I.D.								
1 O2 Sensor port in middle of shell										
 <p>← 16" →</p>	<table border="0"> <tbody> <tr> <td><b>2572R</b></td> <td>2 1/2" I.D.</td> <td>2 1/2" I.D.</td> </tr> <tr> <td colspan="3">2 O2 Sensor ports one in middle of shell and one at left top inlet</td> </tr> </tbody> </table>	<b>2572R</b>	2 1/2" I.D.	2 1/2" I.D.	2 O2 Sensor ports one in middle of shell and one at left top inlet					
<b>2572R</b>	2 1/2" I.D.	2 1/2" I.D.								
2 O2 Sensor ports one in middle of shell and one at left top inlet										
 <p>← 16" →</p>	<table border="0"> <tbody> <tr> <td><b>2573R</b></td> <td>2" I.D.</td> <td>2" I.D.</td> </tr> <tr> <td colspan="3">1 O2 Sensor port on top middle of body</td> </tr> </tbody> </table>	<b>2573R</b>	2" I.D.	2" I.D.	1 O2 Sensor port on top middle of body					
<b>2573R</b>	2" I.D.	2" I.D.								
1 O2 Sensor port on top middle of body										

Year ▼	Cyl. ▼	Application ▼	Universal ▼	Direct Fit ▼	Pipe Kit ▼
<b>ACURA RSX</b>					
02-04	4	All w/ 2.0L, exc. S-Type. ....	2572R	4494	NA
<b>ACURA TL</b>					
04-06	6	All w/ 3.5L. ....	NA	4533	NA
<b>AUDI CABRIOLET</b>					
03-04	6	All w/ 3.0 .....	Right .....	4458	NA
		.....	Left.....	4459	NA
<b>AUDI A4 SEDAN</b>					
02-04	6	All w/ 3.0L 5 speed auto. trans....	Right .....	4458	NA
		.....	Left.....	4459	NA
<b>AUDI A4 QUATTRO</b>					
02-04	6	All w/ 3.0L.....	Right .....	4458	NA
		.....	Left.....	4459	NA
98	6	All w/ 2.8L.....	Right .....	4374	NA
		.....	Left.....	4375	NA
<b>AUDI A6</b>					
98-99	6	All w/ 2.8L.....	Right .....	4374	NA
		.....	Left.....	4439	NA
<b>BMW 325</b>					
04-06	6	325 models w/ 2.5L exc. SULEV.....	Front .....	4386	NA
		.....	Rear .....	4387	NA
01-03	6	325 Ci, i, Xi w/ 2.5L.....	Front .....	4386	NA
		.....	Rear .....	4387	NA
<b>BMW 330</b>					
04-06	6	330 w/ 3.0L exc. SULEV.....	Front .....	4386	NA
		.....	Rear .....	4387	NA
01-03	6	330 Ci, i w/ 3.0L.....	Front .....	4386	NA
		.....	Rear.....	4387	NA
<b>BMW 740</b>					
96-98	8	740 il models w/ 4.4L.....	Right .....	4406	NA
		.....	Left.....	4407	NA
<b>BMW Z3</b>					
01-02	6	All w/ 2.5L.....	Front .....	4386	NA
		.....	Rear .....	4387	NA
01-02	6	All w/ 3.0L.....	Front .....	4386	NA
		.....	Rear.....	4387	NA
<b>CADILLAC CTS</b>					
03-04	6	All w/ 3.2L <b>w/o</b> Trailer Provision	Right.....	4766	NA
		.....	Left.....	4767	NA
<b>CHEVROLET IMPALA FWD</b>					
06-09	6	All w/ 3.5L .....	2565	4376	NA
06-09	6	All w/ 3.9L .....	2565	4376	NA
<b>CHEVROLET LUMINA</b>					
98-99	6	All w/ 3.8L	California emissions .....	4446	NA
		.....	Federal emissions Front	4473	NA
		.....	Rear .....	NA	NA
		.....	2545	NA	NA

Year	Cyl.	Application	Universal	Direct Fit	Pipe Kit
<b>CHEVROLET MALIBU FWD</b>					
05-07	4	All w/ 2.2L.....	NA	4539	NA
05-07	6	All w/ 3.5L.....	NA	4424	NA
		..... Front ..	2538	4425	NA
		..... Rear ..			
<b>CHEVROLET MONTE CARLO FWD</b>					
98-99	6	All w/ 3.8L .....	2506R	4446	NA
		..... California emissions .	2506R	4473	NA
		..... Federal emissions ...			
<b>CHRYSLER CONCORDE</b>					
04	6	All w/ 3.5L.....	2565R	4452	NA
		..... Right .....	2565R	4851	NA
		..... Left .....			
<b>DODGE AVENGER</b>					
08	4	All w/ 2.4L .....	2505R	4415	NA
<b>DODGE CAUBER</b>					
07-08	4	All w/ 2.0L .....	2505R	4415	NA
<b>DODGE CHARGER</b>					
08	6	All w/ 3.5L .....	NA	4496	NA
		..... Passenger side	NA	4497	NA
		..... Driver side .....			
<b>DODGE INTREPID</b>					
04	6	All w/ 3.5L.....	2565R	4452	NA
		..... Right .....	2565R	4851	NA
		..... Left .....	2565R	4452	NA
02	6	All w/ 3.5L.....			
		..... Right .....			
<b>FORD FOCUS</b>					
05-07	4	All w/ 2.0L, 2.3L California emissions	NA	1121	NA
		..... Front .....	2564R	4338	NA
		..... Rear .....			
<b>FORD FUSION</b>					
06-07	6	All w/ 3.0L exc. AWD.....	NA	1122	NA
		..... Front Manifold .	NA	1123	NA
		..... Rear Manifold	NA	4453	NA
		..... Rear Main .....			
<b>HONDA ACCORD</b>					
03-05	4	All w/ 2.4L .....	2571R	4503	NA
03-06	6	All w/ 3.5L .....	NA	4533	NA
<b>HONDA CIVIC</b>					
07-08	4	All SI models w/ 2.0L, i-VTEC .....	2571R	4436	NA
<b>HONDA PRELUDE</b>					
97-01	4	All w/ 2.2L .....	NA	4504	NA
<b>HYUNDAI ACCENT</b>					
01-05	4	All w/ 1.6L .....	NA	4412	NA
<b>HYUNDAI AZERA</b>					
06-09	6	All w/ 3.8L.....	2565R	4461	NA
		..... Rear .....			
<b>HYUNDAI SONATA</b>					
05-07	4	All w/ 2.4L.....	NA	1098	NA
		..... Front .....	2564R	4348	NA
		..... Rear .....			

Year ▼	Cyl. ▼	Application ▼	Universal ▼	Direct Fit ▼	Pipe Kit ▼	
<b>HYUNDAI XG 300</b>						
01	6	All w/ 3.0L.....	Rear .....	2565R	4485	NA
<b>HYUNDAI XG 350</b>						
02-03	6	All w/ 3.5L.....	Rear .....	2565R	4485	NA
<b>JAGUAR</b>						
03/93- 96	12	All XJ12 w/ 6.0L ..... .....	Left side .... Right side .. Rear .....	NA NA NA	4568 4569 4567	NA NA NA
<b>KIA AMANTI</b>						
07-09	6	All w/ 3.8L.....	Rear .....	2565R	4461	NA
<b>KIA SPECTRA</b>						
09	4	All w/ 2.0L .....	Front..... Rear .....	NA NA	1191 4491	NA NA
08	4	All w/ 2.0L w/ California emissions	Front .....	NA	1108	NA
			Rear .....	2564R	4428	NA
<b>LEXUS ES300</b>						
00	6	All w/ 3.0L .....		2565R	4373	NA
<b>LEXUS GS300</b>						
00-05	6	All w/ 3.0L.....	Rear .....	2538	4440	NA
<b>LEXUS IS300</b>						
01-05	6	All w/ 3.0L.....	Rear .....	2538	4440	NA
<b>UNCOLN LS</b>						
02-05	6	All w/ 3.0L.....	Right .... Left .....	2554 2554	4420 4421	NA NA
00-01	6	All 3.0L w/ Auto Trans.....	Right .....	2554	4420	NA
<b>UNCOLN MKZ</b>						
07-08	6	All w/ 3.5L.....	Front .....	NA	4454	NA
			Rear .....	NA	4455	NA
<b>MAZDA PROTEGE</b>						
01-03	4	All w/ 2.0L Auto Tran .....	Front .....	NA	1023	NA
			Rear .....	2504R	4349	NA
<b>MAZDA 6</b>						
03-08	4	All w/ 2.3L Federal emissions .....		NA	4434	NA
06-07	4	All w/ 2.3L Man. Tans., California emissions .....		NA	4434	NA
<b>MERCEDES BENZ 220C MODELS</b>						
95	4	All w/ 2.2L .....		NA	9219	NA
94-96	4	All w/ 2.2L w/ 111.944 eng. & single inlet pipe .....		NA	9219	NA
<b>MERCEDEZ BENZ 230C MODELS</b>						
97	4	All w/ 2.3L w/ 111.944 eng. & single inlet pipe .....		NA	9219	NA
<b>MERCEDES BENZ 280 SERIES</b>						
94-97	6	All 280C models w/ 2.8L .....		NA	9221	NA

Year ▼	Cyl. ▼	Application ▼	Universal ▼	Direct Fit ▼	Pipe Kit ▼	
<b>MERCEDES BENZ 430 SERIES</b>						
99-01	8	All ML 430 models w/ 4.3L..... .....	Right ..... Left .....	NA NA	4478 4479	NA NA
<b>MERCURY MILAN</b>						
06-07	6	All w/ 3.0L exc. AWD... ..... .....	Front Manifold ..... Rear Manifold ..... Rear Main .....	NA NA 2505	1122 1123 4453	NA NA NA
<b>MITSUBISHI MIRAGE</b>						
97-02	4	All w/ 1.5L .....	Front ..... Rear .....	NA 2504	1117 4457	NA NA
<b>NISSAN / DATSUN MAXIMA</b>						
04-06	6	All SE w/ 3.5L, Auto. Trans ..... .....	Front Manifold ..... Rear Manifold ..... Rear Main .....	NA NA 2565R	1126 1197 4438	NA NA NA
<b>NISSAN / DATSUN SENTRA</b>						
02-06	4	All w/ 2.5L..... .....	Front ..... Rear .....	NA NA	1195 4460	NA NA
98-00	4	All w/ 2.0L .....		2505	4481	NA
<b>NISSAN VERSA</b>						
08	4	All w/ 1.8L .....		NA	4432	NA
<b>PORSCHE 944</b>						
83-85	4	All w/ 2.5L Non Turbo .....		NA	4764A	NA
<b>SATURN COUPE - 2 DR</b>						
01-02	4	All 1.9L w/ SOHC California emissions..... .....	Front ..... Rear .....	NA 2505	1139 4339	NA NA
<b>SATURN SEDAN - 4 DR</b>						
01-02	4	All 1.9L w/ SOHC California emissions..... .....	Front ..... Rear .....	NA 2505	1139 4339	NA NA
<b>SATURN STATION WAGON</b>						
01-02	4	All 1.9L w/ SOHC California emissions .....	Front ..... Rear .....	NA 2505	1139 4339	NA NA
<b>SUBARU IMPREZA</b>						
07-08	4	All w/ 2.5L. exc. Turbo..... .....	Front ..... Rear .....	NA NA	4442 4443	NA NA
<b>VOLKSWAGEN JETTA</b>						
05-07	5	All w/ 2.5L .....		NA	4447	NA
02-05	6	All w/ 2.8L 6 speed Man. Trans. ....		NA	4484	NA
<b>VOLKSWAGEN PASSAT</b>						
06-07	4	All w/ 2.0L Turbo, Auto Trans. and 66 1/4" OAL converter .....		NA	4535	NA
05-07	5	All w/ 2.5L .....		NA	4447	NA
<b>VOLVO S40 / V40</b>						
04-07	5	All S models w/ 2.4L .....		2565R	4456	NA



Year ▼	Cyl. ▼	Application ▼	Universal ▼	Direct Fit ▼	Pipe Kit ▼
<b>VOLVO S60</b>					
01-02	5	All w/ 2.4L .....	NA	4486	NA
<b>VOLVO V50</b>					
05-07	5	All w/ 2.4L .....	2565R	4456	NA
<b>VOLVO 850 SERIES / S70 / V70</b>					
01-02	5	All V70 w/ 2.4L .....	NA	4486	NA
97	5	All 850 GLT turbo w/ 2.4L .....	NA	4470	NA

Year ▼	Cyl. ▼	Application ▲	Universal ▼	Direct Fit ▲	Pipe Kit ▼	
<b>ACURA MDX</b>						
03-06	6	All w/ 3.5L .....	NA	4533	NA	
<b>BLUE BIRD</b>						
99-00	8	All G-3500 Micro Bird w/ 6.0L built on GMC chassis .....	Left ..... Right ....	NA NA	9234 9235	NA NA
<b>BUICK TERRAZA</b>						
07	6	All w/ 3.9L .....	NA	4464	NA	
<b>CADILLAC ESCALADE</b>						
02-05	8	All w/ 6.0L, California emissions..... .....	Right ..... Left .....	NA NA	9266 9267	NA NA
<b>CHEVROLET AVALANCHE</b>						
07	8	All 1500 models w/ 5.3L .....	NA	9233	NA	
<b>CHEVROLET S- SERIES BLAZER</b>						
00-05	6	All 4DR, 2WD w/ 4.3L, California emissions .....	NA	9214	NA	
01-05	6	All 2DR, 2WD w/ 4.3L, Federal emissions .....	2564R	9209	NA	
00	6	All 4DR, 2WD w/ 4.3L, Federal emissions .....	NA	9215	NA	
00	6	ALL 2DR, 2WD W/ 4.3L .....	NA	9229	NA	
00	6	All 2DR, 4WD w/ 4.3L .....	NA	9230	NA	
95	6	All 4DR w/ 4.3L .....	NA	4482	NA	
<b>CHEVROLET C- (2WD) K- (4WD) SERIES PICKUP 1 TON MODELS</b>						
96-00	8	All w/ 5.7L and GVW 8600 lbs and over.. .....	Front ..... Rear .....	NA NA	NA 9293	NA NA
<b>CHEVROLET COLORADO</b>						
04-06	5	All w/ 3.5L, 2WD or 4WD .....	Front ..... Rear .....	NA 2555	4487 9216	NA NA
<b>CHEVROLET EQUINOX</b>						
08	6	All w/ 3.6L.....	Front ..... Rear .....	NA NA	4444 4445	NA NA
<b>CHEVROLET S10</b>						
00	6	All 2WD extended cab w/ 4.3L auto. trans. ....	NA	9228	NA	
00	6	All 4WD extended cab w/ 4.3L .....	NA	9227	NA	
<b>CHEVROLET SILVERADO</b>						
07-08	6	All 1500 w/ 4.3L exc. classic .....	NA	9233	NA	
07-08	8	All 1500 w/ 4.8L, 5.3L, 6.0L exc. classic .....	NA	9233	NA	
03-05	8	All w/ 6.0L, 8.1L.....	Right ..... Left .....	NA NA	9222 9223	NA NA
99-00	8	All 2500 models w/ 6.0L.....	Right..... Left.....	NA NA	9212 9213	NA NA
<b>CHEVROLET SUBURBAN / TAHOE</b>						
07-08	8	All Tahoe 1500 w/ 4.8L, 5.3L .....	NA	9233	NA	
07-08	8	All Suburban 1500 w/ 5.3L .....	NA	9233	NA	
01-02	8	All 2WD w/ 6.0L, California emissions.....	Left ..... Right .....	NA NA	9213 9220	NA NA
<b>CHEVROLET UPLANDER</b>						
07-08	6	All w/ 3.9L .....	NA	4464	NA	



Year	Cyl.	Application	Universal	Direct Fit	Pipe Kit	
<b>CHRYSLER TOWN AND COUNTRY</b>						
08	6	All w/ 3.3L .....	NA	4441	NA	
08	6	All w/ 3.8L .....	NA	4441	NA	
<b>DODGE CARAVAN / GRAND CARAVAN</b>						
08	6	All w/ 3.8L .....	NA	4441	NA	
<b>DODGE NITRO</b>						
08	6	All 2WD, 4WD w/ 3.7L	Right .....	2573R	9239	NA
		.....	Left .....	2571R	9239	NA
<b>FORD E-150 VAN 1/2 TON</b>						
08-09	8	All w/ 5.4L .....	NA	9263	NA	
08	8	All w/ 4.6L .....	NA	9264	NA	
<b>FORD E- 250 VAN 3/4 TON</b>						
08	8	All w/ 4.6L .....	NA	9264	NA	
05-09	8	All w/ 5.4L .....	NA	9263	NA	
<b>FORD E- 350 VAN 1 TON</b>						
97-00	10	All Strip chassis w/ 6.8L .....	NA	10928	NA	
<b>FORD E- 450 VAN 1 1/2 TON</b>						
04-07	10	All w/ 6.8L up to 14050lbs .....	NA	10927	NA	
<b>FORD EDGE</b>						
07-08	6	All w/ 3.5L.....	Front .....	NA	4454	NA
		.....	Rear .....	NA	4455	NA
<b>FORD F- 150 1/2 TON PICKUP</b>						
05-07	6	All w/ 4.2L exc. manual trans	Right .....	NA	9258	NA
05-07	6	All w/ 4.2L.....	Left .....	NA	9259	NA
05-08	8	All 2WD w/ 5.4L.....	Right .....	NA	9256	NA
		.....	Left .....	NA	9257	NA
05-08	8	All 4WD w/ 5.4L.....	Right .....	NA	9268	NA
		.....	Left .....	NA	9269	NA
04-05	8	All 2WD w/ 4.6L.....	Right .....	NA	9260	NA
		.....	Left .....	NA	9261	NA
98-00	8	All w/ 5.4L, 4WD, 4R70W Trans.	Right .....	NA	9236	NA
		.....	Left .....	NA	9237	NA
<b>FORD F- 250 3/4 TON PICKUP</b>						
98-99	8	All w/ 5.4L, 4WD, 4R70W Trans., exc. super duty	Right .....	NA	9236	NA
		.....	Left .....	NA	9237	NA
<b>FORD F- 350 1 TON PICKUP</b>						
04	8	All super duty cab and chassis w/ 5.4L, up to 9900 lbs GVW .....	NA	10904	NA	
<b>FORD RANGER</b>						
07-08	4	All w/ 2.3L .....	NA	9255	NA	
<b>GMC C-K SERIES 1 TON</b>						
99-00	8	All 2500 models w/ 6.0L.....	Right .....	NA	9212	NA
		.....	Left .....	NA	9213	NA
<b>GMC CANYON</b>						
04-06	5	All w/ 3.5L, 2WD or 4WD	Front .....	NA	4487	NA
		.....	Rear .....	2555	9216	NA

Year	Cyl.		Universal	Direct Fit	Pipe Kit	
<b>GMC G SERIES VAN 1 TON</b>						
99-00	8	All G3500 w/ 6.0L, Stripped chassis	Left..... Right .....	NA NA	9234 9235	NA NA
<b>GMC S-SERIES JIMMY</b>						
00-02	6	All 4DR, 2WD w/ 4.3L, California emissions .....		NA	9214	NA
00	6	All 4DR, 2WD w/ 4.3L, Federal emissions .....		NA	9215	NA
00	6	All 2DR, 2WD w/ 4.3L .....		NA	9229	NA
00	6	All 2DR, 4WD w/ 4.3L .....		NA	9230	NA
95	6	All 4DR w/ 4.3L .....		NA	4482	NA
<b>GMC SIERRA</b>						
07-08	6	All 1500 4.3L exc. classic .....		NA	9233	NA
07-08	8	All 1500 w/ 4.8L, 5.3L, 6.0L exc. classic .....		NA	9233	NA
03-05	8	All w/ 6.0L, 8.1L.....	Right .....	NA	9223	NA
			Left.....	NA	9223	NA
<b>GMC SONOMA</b>						
00	6	All 2WD extended cab w/ 4.3L auto. trans. ....		NA	9228	NA
00	6	All 4WD extended cab w/ 4.3L .....		NA	9227	NA
<b>GMC YUKON</b>						
07-08	8	All w/ 4.8L, 5.3L exc. Denali .....		NA	9233	NA
01-05	8	All w/ 6.0L, California emissions.....	Right .....	NA	9266	NA
			Left.....	NA	9267	NA
<b>HONDA ELEMENT</b>						
03-04	4	All 2WD, 4WD w/ 2.4L .....		2571R	4560	NA
<b>HONDA PILOT</b>						
05-06	6	All w/ 3.5L .....		NA	4533	NA
<b>HONDA RIDGEONE</b>						
06-07	6	All w/ 3.5L .....	Front Manifold ... Rear Manifold . Rear .....	NA NA NA	1132 1133 4533	NA NA NA
<b>ISUZU AMIGO</b>						
98-00	4	All w/ 2.2L Federal emissions .....		NA	4506	NA
<b>ISUZU RODEO</b>						
98-00	4	All w/ 2.2L Federal emissions .....		NA	4506	NA
<b>JEEP COMPASS</b>						
07	4	All 4WD w/ 2.4L.....	Front .... Rear ....	NA NA	1110 9218	NA NA
<b>JEEP GRAND CHEROKEE / GRAND WAGONEER</b>						
05	6	All Laredo AWD w/ 3.7L .....		NA	9193	NA
<b>JEEP LIBERTY</b>						
08	6	All 2WD, 4WD w/ 3.7L	Right .....	2573R	9239	NA
			Left.....	2571R	9239	NA
<b>KIA RONDO</b>						
01/08-09	4	All w/ 2.4L .....		NA	4500	NA

Year ▼	Cyl. ▼	Application ▼	Universal ▼	Direct Fit ▼	Pipe Kit ▼	
<b>LAND ROVER FREELANDER</b>						
02-05	6	All w/ 2.5L..... .....	Front ..... Rear .....	NA NA	9712 9713	NA NA
<b>LEXUS GX 470</b>						
03-04	8	All w/ 4.7L .....		NA	4507	NA
<b>LEXUS LX 450</b>						
95-97	6	All w/ 4.5L .....	Rear Left or Right .....	2904	9238	NA
<b>LEXUS RX 330</b>						
04-06	6	All w/ 3.3L..... .....	Front Manifold Rear Manifold	NA NA	1114 1119	NA NA
01-03	6	All w/ 3.0L.....	Main ..... Rear .....	NA NA	9224 9232	NA NA
<b>LINCOLN MARK</b>						
06-08	8	All 2WD w/ 5.4L..... .....	Right ..... Left.....	NA NA	9256 9257	NA NA
05-08	8	All LT w/ 5.4L & 4WD..... .....	Right ..... Left.....	NA NA	9268 9269	NA NA
<b>LINCOLN MKX</b>						
07-08	6	All w/ 3.5L..... .....	Front ..... Rear .....	NA NA	4454 4455	NA NA
<b>MAZDA MPV</b>						
00-01	6	All w/ 2.5L .....	Main converter	NA	4505	NA
<b>MAZDA PICKUP B MODELS</b>						
07-08	4	All w/ 2.3L .....		NA	9255	NA
<b>NISSAN FRONTIER</b>						
01-04	4	All w/ 2.4L .....	Front ..... Rear .....	NA NA	1109 NA	NA NA
02-04	6	All w/ 3.3L..... .....	Right ..... Left.....	NA NA	1124 1125	NA NA
99-04	6	All w/ 3.3L..... .....	Left ..... Right .....	NA NA	4463 NA	NA NA
<b>NISSAN XTERRA</b>						
01-04	4	All w/ 2.4L..... .....	Front ..... Rear .....	NA NA	1109 NA	NA NA
02-04	6	All w/ 3.3L..... .....	Right ..... Left.....	NA NA	1124 1125	NA NA
00-04	6	All w/ 3.3L..... .....	Left ..... Right .....	NA NA	4463 NA	NA NA
<b>PONTIAC MONTANA SV6</b>						
07	6	All w/ 3.9L .....		NA	4464	NA
<b>SATURN VUE</b>						
02-03	6	All w/ 3.0L..... .....	Front ..... Rear .....	NA NA	1183 4983	NA NA

Year	Cyl.			Universal	Direct Fit	Pipe Kit
<b>SUBARU FORESTER</b>						
06-08	4	All w/ 2.5L.exc. Turbo .....	Front .....	NA	4442	NA
		.....	Rear .....	NA	4443	NA
<b>SUZUKI XL-7</b>						
07-08	6	All w/ 3.6L.....	Front .....	NA	4444	NA
		.....	Rear .....	NA	4445	NA
02-03	6	All 4WD, 4DR Auto Trans w/ 2.7L, Federal Emissions-	Rear main	2516	9262	NA
<b>TOYOTA 4 RUNNER</b>						
03-04	6	All w/ 4.0L .....	Right side .....	NA	4498	NA
		.....	Left side .....	NA	4499	NA
03-04	8	All w/ 4.7L .....		NA	4507	NA
<b>TOYOTA HIGHLANDER</b>						
04-07	6	All w/ 3.3L .....	Front Manifold .....	NA	1114	NA
		.....	Rear Manifold .....	NA	1119	NA
		.....	Main .....	NA	9224	NA
<b>TOYOTA LAND CRUISER</b>						
93-94	6	All w/ 4.5L .....	Left or Right .....	2904	4462	NA
95-97	6	All w/ 4.5L .....	Rear Left or Right .....	2904	9238	NA
<b>TOYOTA RAV 4</b>						
07	4	All w/ 2.4L .....	Front .....	NA	1107	NA
		.....	Rear .....	NA	4347	NA
<b>TOYOTA SIENNA</b>						
04-06	6	All w/ 3.3L.....	Front Manifold .....	NA	1114	NA
		.....	Rear Manifold .....	NA	1119	NA
<b>TOYOTA TACOMA</b>						
01-04	6	All w/ 3.4L.....	Front .....	NA	4492	NA
		.....	Rear .....	NA	4693	NA
00	6	All w/ 3.4L California emissions	Front .....	NA	4492	NA
		.....	Rear .....	NA	4693	NA
<b>TOYOTA TUNDRA</b>						
01-04	6	All w/ 3.4L.....	Front .....	NA	4492	NA
		.....	Rear .....	NA	4493	NA
00	6	All w/ 3.4L California emissions	Front .....	NA	4492	NA
		..... (11/99-00)	Rear .....	NA	4493	NA
<b>VOLKSWAGEN TOUAREG</b>						
04-06	6	All w/ 3.2L.....	Front .....	NA	1111	NA
		.....	Rear .....	NA	4448	NA

# NEW PRE-CAT ASSEMBLIES:

**1098**

7BF Welded Inlet

2BF Welded Outlet



← 15 3/4" →

**HYUNDAI:**

03/05 - 07 4 **SONATA** All w/ 2.4L Front


**KIA:**

08 4 **OPTIMA** All w/ 2.4L Front

**1107**

5BF Welded Inlet

2BF Welded w/ Gasket Stub



← 20" →

**TOYOTA:**

07 4 **RAV4** All w/ 2.4L Front

**1108**

9BF Welded Inlets

2BF Welded Outlet



← 16 1/4" →

**KIA:**

08 4 **SPECTRA** All w/ 2.0L, California emissions Front

**1109**

5BF Welded Inlet

3BF Welded Outlet



← 11 5/8" →


**NISSAN:**

01-04 4 **FRONTIER** All w/ 2.4L Front

01-04 4 **XTERRA** All w/ 2.4L Front

**1110**

7BF  
Welded  
Inlet



2BF Welded w/  
Gasket Stub

← 19" →

**JEEP:**

07 4 **COMPASS** All 2.4L w/ 4WD Front

**1111**

3BF  
Welded  
Inlet



3BF  
Welded  
Outlet

← 32" →

**VOLKSWAGEN:**

04-06 6 **TOUAREG** All w/ 3.2L Front

**1113**

3BF  
Welded  
Inlet



2BF Welded w/  
Gasket Stub

← 13 1/2" →

**HONDA:**

00-06 3 **INSIGHT** All Hybrid w/ 1.0L Front

**1114**

6BF  
Welded  
Inlet



2BF Welded  
Outlet

← 17" →

**LEXUS:**

04-06 6 **RX330** All w/ 3.3L Front Manifold

**TOYOTA:**

04-07 6 **HIGHLANDER** All w/ 3.3L Front Manifold

04-06 6 **SIENNA** All w/ 3.3L Front Manifold

**1117**

2BF  
Welded w/  
Gasket  
Stub



2BF Welded  
Outlet

← 13 3/4" →

**MITSUBISHI:**

97-02 4 **MIRAGE** All w/ 1.5L Front

## 1119

6BF  
Welded  
Inlet



2BF Welded  
Outlet

← 16 1/2" →

### LEXUS:

04-06 6 **RX330** All w/ 3.3L Rear Manifold

### TOYOTA:

04-07 6 **HIGHLANDER** All w/ 3.3L Rear Manifold

04-06 6 **SIENNA** All w/ 3.3L Rear Manifold

## 1121

7BF  
Welded  
Inlet



2BF  
Welded  
Outlet

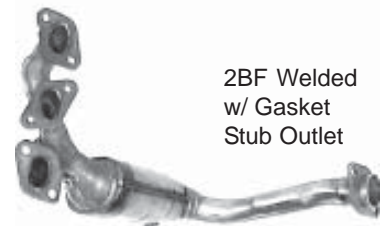
← 21 3/4 " →

### FORD:

05-07 4 **FOCUS** All w/ 2.0L, 2.3L California Emissions Front

## 1122

6BF  
Welded  
Inlet



2BF Welded  
w/ Gasket  
Stub Outlet

← 22 1/2" →

### FORD:


06-07 6 **FUSION** All w/ 3.0L exc. AWD Front Manifold

### MERCURY:

06-07 6 **MILAN** All w/ 3.0L exc. AWD Front Manifold

## 1123

6BF  
Welded  
Inlet



2BF Welded  
Outlet

← 17 " →

### FORD:

06-07 6 **FUSION** All w/ 3.0L exc. AWD Rear Manifold

### MERCURY:

06-07 6 **MILAN** All w/ 3.0L exc. AWD Rear Manifold

## 1124

6BF Welded  
Inlet



3BF Welded  
Outlet

← 18 1/2 " →

### NISSAN:

02-04 6 **FRONTIER** All w/ 3.3L Right Manifold

02-04 6 **XTERRA** All w/ 3.3L Right Manifold

## 1125

6BF  
Welded  
Inlet



3BF  
Welded  
Outlet

**NISSAN:**  
02-04 6 **FRONTIER** All w/ 3.3L Left Manifold  
02-04 6 **XTERRA** All w/ 3.3L Left Manifold

← 20 1/2" →

## 1126

6BF  
Welded  
Inlet



3BF  
Welded  
Outlet

**NISSAN:**  
04-06 6 **MAXIMA** All w/ 3.5L Front Manifold

← 10 1/4" →

## 1132

4BF  
Welded  
Inlet



3BF  
Welded  
Outlet

**HONDA:**  
06-07 6 **RIDGELINE** All w/ 3.5L Front Manifold

← 13" →

## 1133

4BF  
Welded  
Inlet



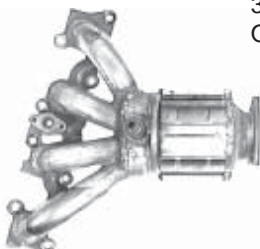
3BF  
Welded  
Outlet

**HONDA:**  
06-07 6 **RIDGELINE** All w/ 3.5L Rear Manifold

← 13 1/2" →

## 1139

8BF  
Welded  
Inlet



3BF Welded  
Outlet

**SATURN:**  
01-02 4 **COUPE** All 1.9L w/ 2DR, SOHC, California  
emissions Front  
01-02 4 **SEDAN** All 1.9L w/ 4DR, SOHC, California  
emissions Front  
01-02 4 **STATION WAGON** All w/ 1.9L, SOHC, California  
emissions Front

← 12" →

**1144**

2BF w/  
Spherical  
Flare Inlets



3BF  
Welded  
Outlet

← 20 1/4" →

**FORD:**

01-02 6 **RANGER** All w/ 3.0L Front

**1183**

3BF  
Welded  
Inlet



2BF  
Welded  
Outlet

← 33 1/2" →

**SATURN:**

02-03 6 **VUE** All w/ 3.0L Front

**1191**

9BF Welded  
Inlet



2 BF Welded  
Outlet

← 14 3/4" →


**KIA:**

09 4 **SPECTRA** All w/ 2.0L Front

**NOTES:**


# CATALYTIC CONVERTERS - NUMERICAL LISTING: ALL NEW NUMBERS

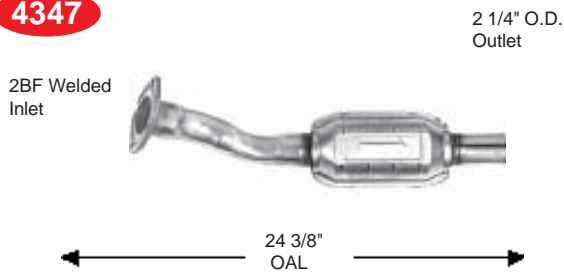
**4339**



**SATURN:**

- 01-02 4 **COUPE** All w/ 1.9L, SOHC, CA emissions Rear
- 01-02 4 **SEDAN** All w/ 1.9L, SOHC, CA emissions Rear
- 01-02 4 **STATION WAGON** All w/ 1.9L, SOHC, CA emissions Rear

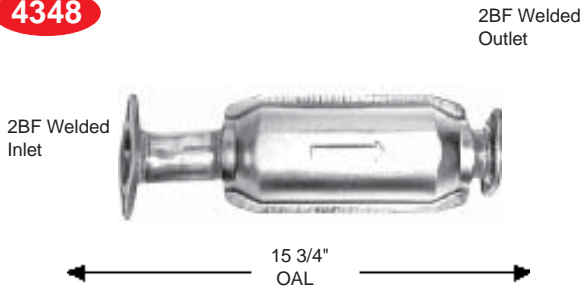
**4347**



**TOYOTA:**

- 07 4 **RAV-4** All w/ 2.4L Rear

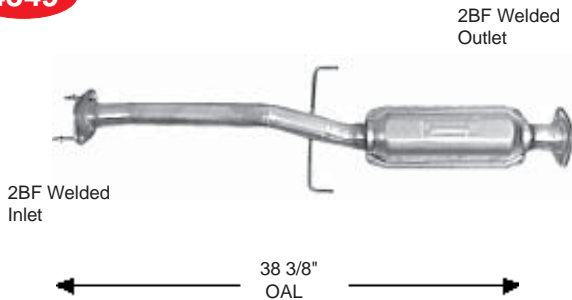
**4348**



**HYUNDAI:**

- 03/05-07 4 **SONATA** All w/ 2.4L Rear

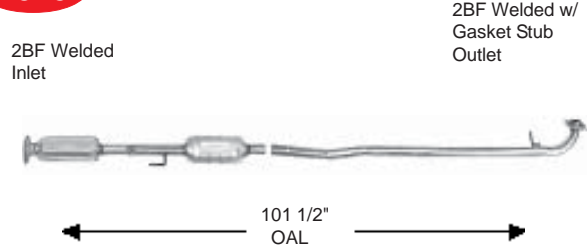
**4349**



**MAZDA:**

- 01-03 4 **PROTEGE** All w/ 2.0L, Auto Trans Rear

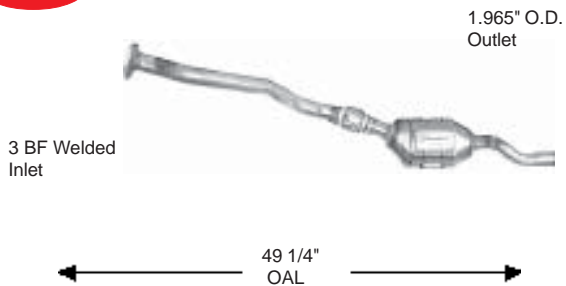
**4373**



**LEXUS:**

- 00 6 **ES 300** All w/ 3.0L

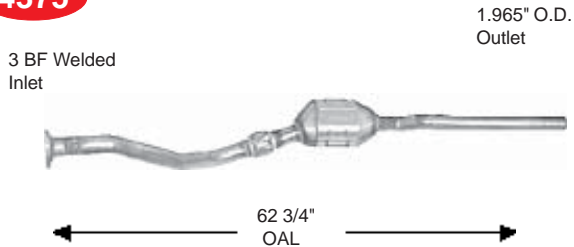
**4374**



**AUDI:**

- 98-99 6 **A6** All w/ 2.8L Right
- 98 6 **A4 Quattro** All w/ 2.8L Right

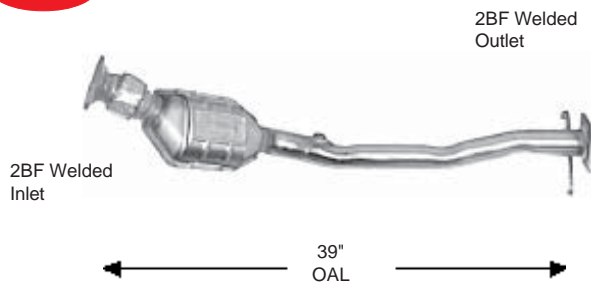
**4375**



**AUDI:**

- 98 6 **A4 QUATRO** All w/ 2.8L Left

**4376**




**CHEVROLET:**

- 06-09 6 **IMPALA** All 3.5L or 3.9L w/ FWD & Flex Fuel
- 06 6 **IMPALA** All 3.5L w/ FWD


# CATALYTIC CONVERTERS - NUMERICAL LISTING: ALL NEW NUMBERS

**4386**



**BMW:**  
 04-06 6 **325** All w/ 2.5L, Exc. SULEV Front  
 01-03 6 **325** All Ci, i, Xi w/ 2.5L Front  
 04-06 6 **330** All w/ 3.0L, Exc. SULEV Front  
 01-03 6 **330** All Ci, i w/ 3.0L Front  
 01-02 6 **Z3** All w/ 2.5L or 3.0L Front

**4387**




**BMW:**  
 04-06 6 **325** All w/ 2.5L, Exc. SULEV Rear  
 01-03 6 **325** All Ci, i, Xi w/ 2.5L Rear  
 04-06 6 **330** All w/ 3.0L, Exc. SULEV Rear  
 01-03 6 **330** All Ci, i w/ 3.0L Rear  
 01-02 6 **Z3** All w/ 2.5L or 3.0L Rear

**4406**




**BMW:**  
 96-98 8 **740** All il w/ 4.4L Right

**4407**




**BMW:**  
 96-98 8 **740** All il w/ 4.4L Left

**4412**




**HYUNDAI:**  
 01-05 4 **ACCENT** All w/ 1.6L

**4415**



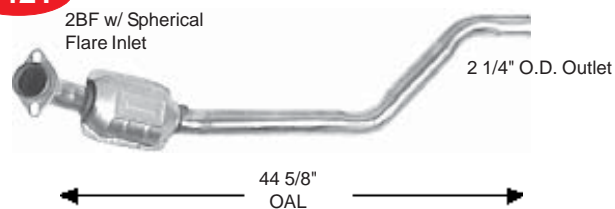
**DODGE:**  
 08 4 **AVENGER** All w/ 2.4L  
 07-08 4 **CALIBER** All w/ 2.0L

**4420**




**LINCOLN:**  
 00-01 6 **LS** All w/ 3.0L, A.T. Right  
 02-05 6 **LS** All w/ 3.0L Right

**4421**



**LINCOLN:**  
 00-01 6 **LS** All w/ 3.0L, A.T. Left  
 02-05 6 **LS** All w/ 3.0L Left


**4424**



**CHEVROLET:**  
 05-76 6 **MALIBU** All w/ 3.5L, FWD Front

# CATALYTIC CONVERTERS - NUMERICAL LISTING: ALL NEW NUMBERS


**4425**



**CHEVROLET:**

05-07 6 **MALIBU** All w/ 3.5L, FWD Rear


**4428**



**KIA:**

08 4 **SPECTRA** All w/ 2.0L, CA emissions Rear


**4432**



**NISSAN:**

08-09 4 **VERSA** All w/ 1.8L

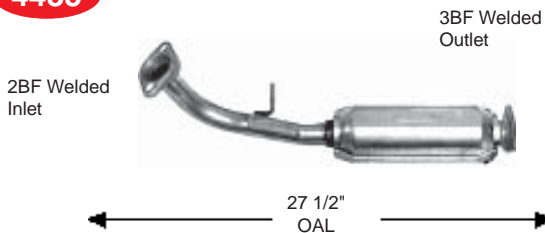
**4434**



**MAZDA:**

03-08 4 6 All w/ 2.3L, Federal emissions  
06-07 4 6 All w/ 2.3L, Man Trans, CA. emissions


**4435**



**HONDA:**

00-06 3 **INSIGHT** All Hybrid w/ 1.0L Rear

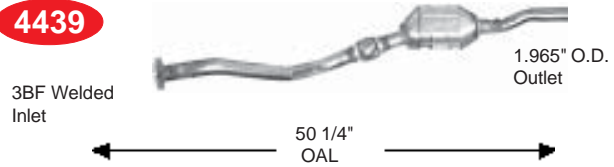
**4436**



**HONDA:**

07 4 **CIVIC SI** All w/ 2.0L, i-VTEC

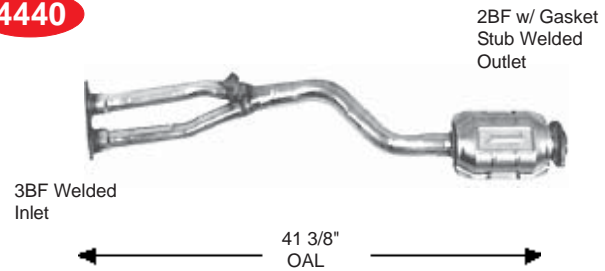
**4439**



**AUDI:**

98-99 6 **A6** All w/ 2.8L Left

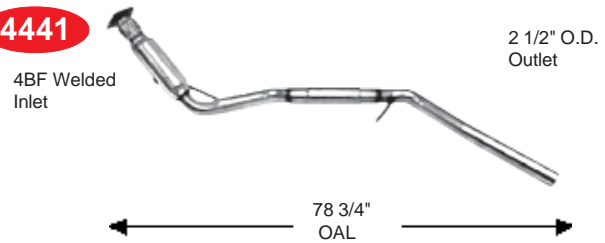
**4440**



**LEXUS:**

00-05 6 **GS 300** All w/ 3.0L Rear  
01-05 6 **IS 300** All w/ 3.0L Rear

**4441**



**CHRYSLER:**

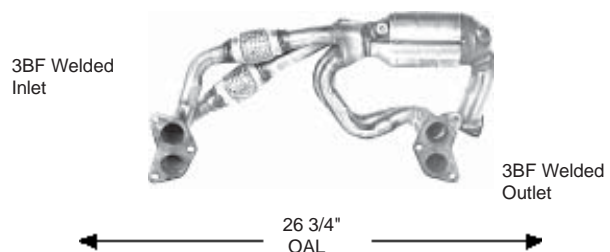
08 6 **TOWN & COUNTRY** All w/ 3.3L  
08 6 **TOWN & COUNTRY** All w/ 3.8L

**DODGE:**

08 6 **GRAND CARAVAN** All w/ 3.8L

**4442**

**NOTE: You must use the OE heat shield. Unit will not work properly with out it.**



**SUBARU:**

06-08 4 **FORESTER** All w/ 2.5L exc. Turbo Front  
07-08 4 **IMPREZA** All w/ 2.5L exc. Turbo Front

# CATALYTIC CONVERTERS - NUMERICAL LISTING: ALL NEW NUMBERS

**4443**

3BF Welded Inlet



2BF Welded w/  
Gasket Stub  
Outlet

← 26 3/4" OAL →

**SUBARU:**

06-08 4 **FORESTER** All w/ 2.5L exc. Turbo Rear  
07-08 4 **IMPREZA** All w/ 2.5L exc. Turbo Rear

**4444**

3BF Welded Inlet



3BF Welded Outlet

← 39" OAL →

**CHEVROLET:**

08 6 **EQUINOX** All w/ 3.6L Front

**SUZUKI:**

07-08 6 **XL-7** All w/ 3.6L Front

**4445**

3BF Welded Inlet



3BF Welded Outlet

← 17 3/4" OAL →

**CHEVROLET:**

08 6 **EQUINOX** All w/ 3.6L Rear

**SUZUKI:**

07-08 6 **XL-7** All w/ 3.6L Rear

**4446**

2BF Welded Inlet



4BF Welded Outlet

← 43 3/4" OAL →

**CHEVROLET:**

98-99 6 **LUMINA** All w/ 3.8L, CA. emissions  
98-99 6 **MONTE CARLO** All w/ 3.8L, CA. emissions

**4447**

4BF Welded Inlet



2.365" O.D. Outlet

← 40 3/8" OAL →

**VOKSWAGEN:**

05-07 5 **JETTA** All w/ 2.5L

**4448**

3BF Welded Inlet



2.570" O.D. Outlet

← 27 7/8" OAL →

**VOKSWAGEN:**

04-06 6 **TOUAREG** All w/ 3.2L Rear

**4452**

45° Flare Inlet



2 1/4" O.D. Outlet

← 43 3/4" OAL →

**CHRYSLER:**

04 6 **CONCORDE** All w/ 3.5L Right

**DODGE:**

04 6 **INTREPID** All w/ 3.5L Right  
02 6 **INTREPID** All w/ 3.5L Right

**4453**

2BF Welded Inlet



2 1/4" O.D. Outlet

← 18 1/8" OAL →

**FORD:**

06-07 6 **FUSION** All w/ 3.0L exc. AWD Rear Main

**MERCURY:**

06-07 6 **MILAN** All w/ 3.0L exc. AWD Rear Main

# CATALYTIC CONVERTERS - NUMERICAL LISTING: ALL **NEW** NUMBERS

**4454**

4BF Welded Inlet



2BF Welded Outlet


10 3/4" OAL

**FORD:**  
07-08 6 **EDGE** All w/ 3.5L Front

**LINCOLN:**  
07-08 6 **MKX** All w/ 3.5L Front  
07-08 6 **MKZ** All w/ 3.5L Front

**4455**

4BF Welded Inlet



2BF Welded w/ Gasket Stub Outlet

12 1/2" OAL

**FORD:**  
07-08 6 **EDGE** All w/ 3.5L Rear

**LINCOLN:**  
07-08 6 **MKX** All w/ 3.5L Rear

**4456**

4BF Welded Inlet



2BF Welded Outlet

31 1/2" OAL

**VOLVO:**  
04-07 5 **S40/V40** All w/ 2.4L  
05-07 5 **V50** All w/ 2.4L

**4457**

2BF Welded Inlet



2Bf Welded Outlet

13 1/2" OAL

**MITSUBISHI:**  
97-02 4 **MIRAGE** All w/ 1.5L

**4458**

3BF Welded Inlet



2.165" O.D. Outlet

45 1/2" OAL

**AUDI:**  
03-04 6 **A4 CABRIOLET** All w/ 3.0L, Exc. A4 Right  
02-04 6 **A4 SEDAN** All w/ 3.0L, 5 speed A.T. Right  
02-04 6 **A4 QUATTRO** All w/ 3.0L, 5 speed A.T. Right

**4459**

3BF Welded Inlet



2.165" O.D. Outlet

44 3/4" OAL

**AUDI:**  
03-04 6 **A4 CABRIOLET** All w/ 3.0L, Exc. A4 Right  
02-04 6 **A4 SEDAN** All w/ 3.0L, 5 speed A.T. Right  
02-04 6 **A4 QUATTRO** All w/ 3.0L, 5 speed A. T. Right

**4460**

2BF Welded Inlet



2BF Welded Outlet

51 1/4" OAL

**NISSAN:**  
02-03 4 **SENTRA** All w/ 2.5L Rear

**4461**

2BF Welded Inlet



2BF Welded Outlet

16 1/2" OAL

**HYUNDAI:**  
06-09 6 **AZERA** All w/ 3.8L Rear Main

**KIA:**  
07-09 6 **AMANTI** All w/ 3.8L Rear Main

**4462**

2BF Welded w/ Gasket Stub Inlet

2BF Welded Outlet



12 1/2" OAL

**TOYOTA:**

93-94 6 **LANDCRUISER** All w/ 4.5L Right or Left

**4463**

3BF Welded w/ Gasket Stub Inlet

2BF Welded Outlet



41" OAL

**NISSAN:**

99-04 6 **FRONTIER** All w/ 3.3L Left Main w/ 41" O.A.L.  
00-04 6 **EXTERRA** All w/ 3.3L Left Main w/ 41" O.A.L.

**4464**

2BF Welded Inlet

2BF Welded Outlet



57 3/4" OAL

**BUICK:**

07 6 **TERRAZA** All w/ 3.9L

**CHEVROLET:**

07-08 6 **UPLANDER** All w/ 3.9L

**PONTIAC:**

07 6 **MONTANA** All SV6 w/ 3.9L

**4470**

3BF Welded Inlet

2.7" Ball Outlet



51" OAL

**4470**  
continued

**VOLVO:**

97 5 **850 GLT** All w/ 2.4L, Turbo

**4473**

2BF Welded Inlet

4BF Welded Outlet



44 3/4" OAL

**CHEVROLET:**

98-99 6 **LUMINA** All w/ 3.8L, Fed. emissions  
98-99 6 **MONTE CARLO** All w/ 3.8L

**4478**

2BF w/ 45° Flare Inlet

2.125" O.D. Outlet



63 1/4" OAL

**MERCEDES BENZ:**

99-01 8 **ML 430** All w/ 4.3L Right

**4479**

2BF w/ 45° Flare Inlet

2.125" O.D. Pipe Outlet



65" OAL

**MERCEDES BENZ:**

99-01 8 **ML 430** All w/ 4.3L Left

**4481**

2BF Welded Inlet

2BF Welded Outlet



13 5/8" OAL

**NISSAN:**

98-00 4 **SENTRA** All w/ 2.0L

# CATALYTIC CONVERTERS - NUMERICAL LISTING: ALL NEW NUMBERS

**4482**

2 1/2" I.D.  
Inlet



3BF Welded  
Outlet

29 1/2"  
OAL

**CHEVROLET:**

95 6 **BLAZER** All w/ 4.3L, 4DR

**GMC:**

95 6 **JIMMY** All w/ 4.3L, 4DR

**4483**

3BF Welded  
Inlet



3BF Welded  
Outlet

35 3/4"  
OAL

**SATURN:**

03-04 4 **ION** All w/ 2.2L

**4484**

3BF Inlets



2.165" O.D.  
Outlet

44 "  
OAL

**VOLKSWAGEN:**

02-05 6 **JETTA GL** All w/ 2.8L, 6 speed M.T.

**4485**

2BF Welded  
Inlets



2BF Welded  
Outlet

51 1/4"  
OAL

**HYUNDAI:**

01 6 **XG 300** All w/ 3.0L Rear Main

02-03 6 **XG 350** All w/ 3.5L Rear Main

**4486**

5 Port Manifold  
Flange Inlet



4BF Welded  
Outlet

16 1/2"  
OAL

**VOLVO:**

01-02 5 **S60** All w/ 2.4L

01-02 5 **V70** All w/ 2.4L

**4487**

5 Port Manifold  
Flange Inlet



3BF Welded  
Outlet

24"  
OAL

**CHEVROLET:**

04-06 5 **COLORADO** All w/ 3.5L, 2WD or 4WD Front

**GMC:**

04-06 5 **CANYON** All w/ 3.5L, 2WD or 4WD Front

**4491**

2BF Welded  
Inlet



2BF Welded  
Outlet

10 1/4"  
OAL

**KIA:**

09 4 **SPECTRA** All w/ 2.0L Rear

**4492**

3BF Welded  
Inlet



2BF Welded  
Outlet

18"  
OAL

**4492**  
continued

**TOYOTA TRUCKS:**

- 01-04 6 **TACOMA** All w/ 3.4L Front
- 00 6 **TACOMA** All w/ 3.4L California emissions Front
- 01-04 6 **TUNDRA** All w/ 3.4L Front
- 00 6 **TUNDRA** All w/ 3.4L California emissions Front


**4493**



**TOYOTA TRUCKS:**

- 01-04 6 **TUNDRA** All w/ 3.4L Rear
- 11/99-00 6 **TUNDRA** All w/ 3.4L California emissions Rear

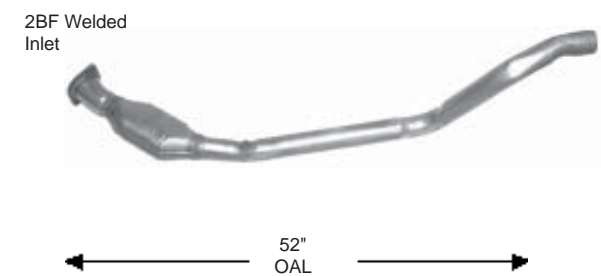
**4494**



**ACURA:**

- 02-04 4 **RSX** All w/ 2.0L exc. S-Type


**4496**



**DODGE:**

- 08 6 **CHARGER** All w/ 3.5L Passenger side


**4497**



**DODGE:**

- 08 6 **CHARGER** All w/ 3.5L Driver side

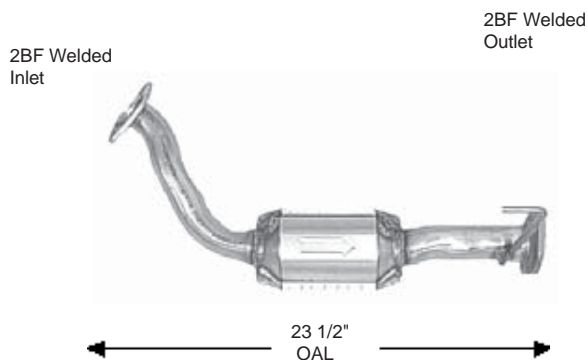
**4498**



**TOYOTA:**

- 03-04 6 **4 RUNNER** All w/ 4.0L Right Side


**4499**



**TOYOTA:**

- 03-04 6 **4 RUNNER** All w/ 4.0L Left Side

**4500**



**KIA:**

- 00/08-09 4 **RONDO** All w/ 2.4L

# CATALYTIC CONVERTERS - NUMERICAL LISTING: ALL NEW NUMBERS

**4503**

3BF Welded Inlet

3BF Welded Outlet



19" OAL

**HONDA:**  
03-05 4 **ACCORD** All w/ 2.4L

**4504**

3BF Welded Inlet

3BF Welded Outlet



13 13/16" OAL

**HONDA:**  
97-01 4 **PRELUDE** All w/ 2.2L

**4505**

2BF Welded Inlet

2BF Welded Outlet



21 3/8" OAL

**MAZDA:**  
00-01 6 **MPV** All w/ 2.5L Main converter

**4506**

4BF Welded Inlet

2BF Welded Outlet



48" OAL

**ISUZU:**  
98-00 4 **AMIGO** All w/ 2.2L, Federal emissions  
98-00 4 **RODEO** All w/ 2.2L, Federal emissions

**4507**

2BF Welded Inlets

2BF Welded Outlet



27 3/4" OAL

**LEXUS:**  
03-04 8 **GX 470** All w/ 4.7L

**TOYOTA:**  
03-04 8 **4 RUNNER** All w/ 4.7L

**4533**

3BF Welded Inlet

3BF Welded Outlet



10" OAL


**ACURA:**  
03-06 6 **MDX** All w/ 3.5L  
04-06 6 **TL** All w/ 3.5L

**HONDA:**  
04-06 6 **ACCORD** All w/ 3.5L  
05-06 6 **PILOT** All w/ 3.5L  
06-07 6 **RIDGELINE** All w/ 3.5L

**4539**

10BF Welded Manifold Flange Inlet

3BF Welded Outlet



17 1/2" OAL

**CHEVROLET:**  
05-07 4 **MALIBU** All w/ 2.2L

**4560**

2BF Welded Inlet

2BF Welded Outlet



32 3/4" OAL

**HONDA:**  
03-04 4 **ELEMENT** All 2WD, 4WD w/ 2.4L

**4567**

2 1/2" Female Flare Inlets

2" O.D. Outlets



54" OAL

**JAGUAR:**  
03/93  
-96 12 **XJ12** All w/ 6.0L Rear

# CATALYTIC CONVERTERS - NUMERICAL LISTING: ALL NEW NUMBERS

**4568**

2BF Inlets



2 1/2" Flare Outlet

31 1/2" OAL

**JAGUAR:**

03/93

-96 12 **XJ12** All w/ 6.0L Left side

**4569**

2BF Inlets



2 1/2" Flare Outlet

31 1/2" OAL

**JAGUAR:**

03/93

-96 12 **XJ12** All w/ 6.0L Right side

**4693**

2BF Welded Inlet



2BF Welded Outlet


31 3/8" OAL

**TOYOTA TRUCKS:**

01-04 6 **TACOMA** All w/ 3.4L Rear

00 6 **TACOMA** All w/ 3.4L California emissions Rear

**4764A**



**PORSCHE:**

83-85 4 **944** All w/ 2.5L Non Turbo

**4766**

3BF Welded Inlet



2BF Welded Outlet

21 1/4" OAL

**CADILLAC:**

03-04 6 **CTS** All w/ 3.2L, w/o Trailer Provision Right side

**4767**

3BF Welded Inlet



2BF Welded Outlet

19 1/4" OAL

**CADILLAC:**

03-04 6 **CTS** All w/ 3.2L, w/o Trailer Provision Left side

**4983**

2BF Welded Inlet

3BF Welded Inlet



3BF Welded Outlet


47 1/4" OAL

**SATURN:**

02-03 6 **VUE** All w/ 3.0L Rear

**9193**

2BF w/ Spherical Flare Inlets



2BF Welded Outlet

44 1/2" OAL

**JEEP:**

05 6 **GRAND CHEROKEE** All Laredo w/ 3.7L, AWD

**9212**

2BF Welded Inlet



2.580" O.D. Outlet

26 1/4" OAL

**CHEVROLET:**

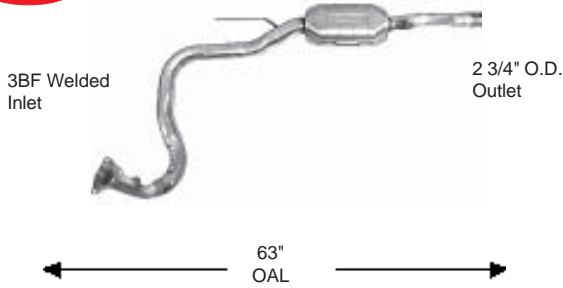
99-00 8 **SILVERADO 2500** All w/ 6.0L Right

**GMC:**

99-00 8 **C & K 2500** All w/ 6.0L Right

# CATALYTIC CONVERTERS - NUMERICAL LISTING: ALL NEW NUMBERS

**9213**



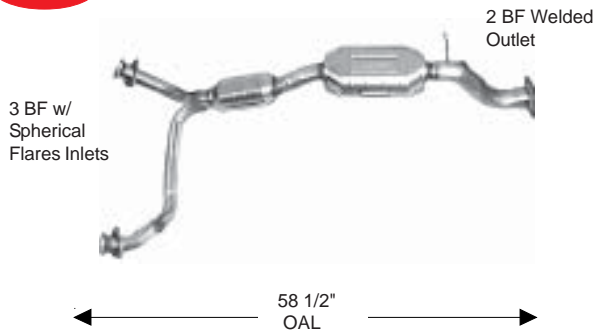
**CHEVROLET:**

- 99-00 8 **SILVERADO 2500** All w/ 6.0L Left
- 01-02 8 **SUBURBAN** All w/ 6.0L, 2WD, California emissions Left

**GMC:**

- 99-00 8 **C & K 2500** All w/ 6.0L Left

**9214**



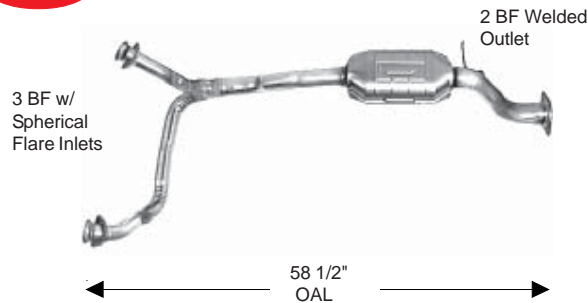
**CHEVROLET:**

- 00-05 6 **BLAZER** All w/ 4.3L, 4DR, 2WD, California emissions

**GMC:**

- 00-02 6 **JIMMY** All w/ 4.3L, 4DR, 2WD, California emissions

**9215**




**CHEVROLET:**

- 00 6 **BLAZER** All w/ 4.3L, 4DR, 2WD Federal emissions

**GMC:**

- 00 6 **JIMMY** All w/ 4.3L, 4DR, 2WD, Federal emissions

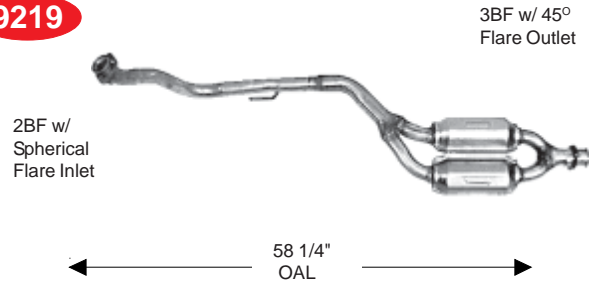
**9218**



**JEEP:**

- 07 4 **COMPASS** All w/ 2.4L, 4WD Rear

**9219**



**MERCEDES BENZ:**

- 95 4 **C220** All w/ 2.2L
- 94-96 4 **C220** All w/ 2.2L, 111.944 eng., single inlet pipe
- 97 4 **C230** All w/ 2.3L, 111.944 eng., single inlet pipe

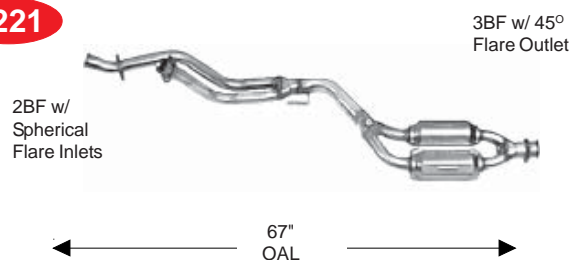
**9220**



**CHEVROLET:**

- 01-02 8 **SUBURBAN** All w/ 6.0L, 2WD, California emissions Right

**9221**

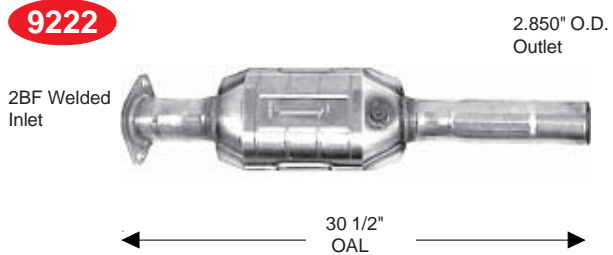


**MERCEDES BENZ:**

- 94-97 6 **C280** All w/ 2.8L

# CATALYTIC CONVERTERS - NUMERICAL LISTING: ALL NEW NUMBERS

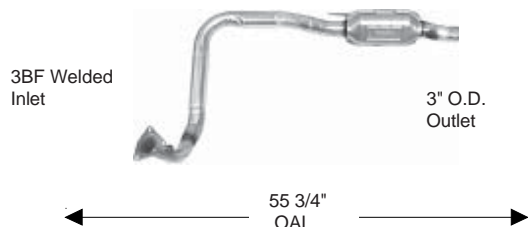
**9222**



**CHEVROLET:**  
03-05 8 **SILVERADO** All w/ 6.0L or 8.1L, 153" WB  
Federal emissions Right

**GMC:**  
03-05 8 **SIERRA** All w/ 6.0L or 8.1L, 153" WB  
Federal emissions Right


**9223**



**CHEVROLET:**  
03-05 8 **SILVERADO** All w/ 6.0L or 8.1L, 153" WB  
Fed. emissions Left

**GMC:**  
03-05 8 **SIERRA** All w/ 6.0L or 8.1L, 153" WB  
Fed. emissions Left


**9224**



**LEXUS:**  
04-06 6 **RX330** All w/ 3.3L


**TOYOTA:**  
04-07 6 **HIGHLANDER** All w/ 3.3L

**9226**



**DODGE:**  
00-03 6 **DAKOTA** All w/ 3.9L, 4WD, CA emissions

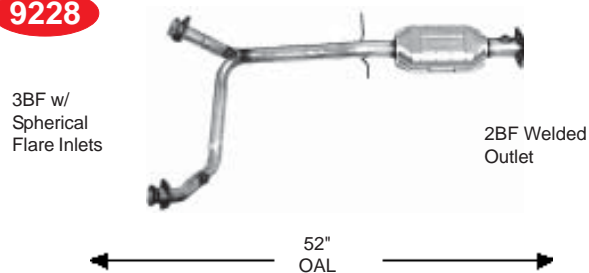
**9227**



**CHEVROLET:**  
00 6 **S10** All w/ 4.3L, 4WD, Ext. cab,  
Federal emissions

**GMC:**  
00 6 **S15 SONOMA** All w/ 4.3L, 4WD, Ext. cab  
Federal emissions

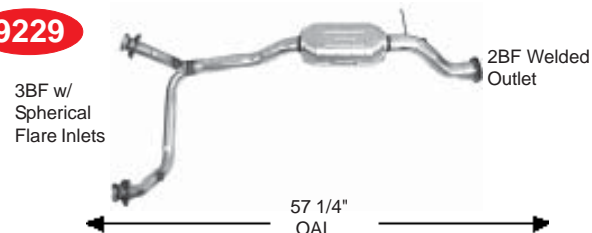
**9228**



**CHEVROLET:**  
00 6 **S10** All w/ 4.3L, 4WD, Ext. cab, A.T.  
Federal emissions

**GMC:**  
00 6 **S15 SONOMA** All w/ 4.3L, 4WD, Ext. cab, A.T.  
Federal emissions

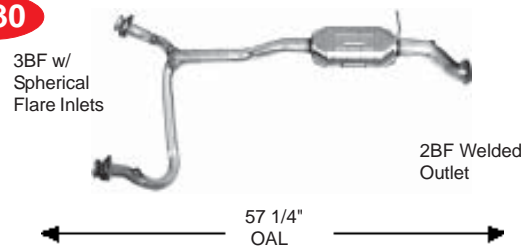
**9229**



**CHEVROLET:**  
00 6 **BLAZER** All w/ 4.3L, 2DR, 2WD  
Federal emissions

**GMC:**  
00 6 **JIMMY** All w/ 4.3L, 2DR, 2WD  
Federal emissions

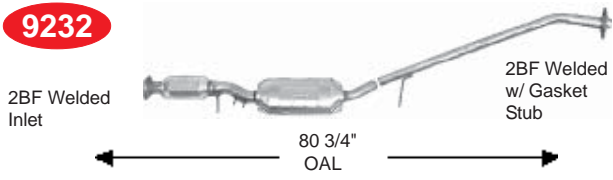
**9230**



**CHEVROLET:**  
00 6 **BLAZER** All w/ 4.3L, 2DR, 4WD  
Federal emissions

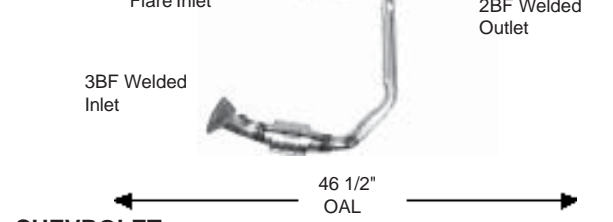
**GMC:**  
00 6 **JIMMY** All w/ 4.3L, 2DR, 4WD  
Federal emissions

# CATALYTIC CONVERTERS - NUMERICAL LISTING: ALL NEW NUMBERS



**9232**  
 2BF Welded Inlet  
 80 3/4" OAL  
 2BF Welded w/ Gasket Stub

**LEXUS:**  
 01-03 6 **RX300** All w/ 3.0L Rear



**9233**  
 3BF w/ Spherical Flare Inlet  
 3BF Welded Inlet  
 46 1/2" OAL  
 2BF Welded Outlet

**CHEVROLET:**  
 07 8 **AVALANCHE 1500** All w/ 5.3L, Fed. emissions  
 07-08 6 **SILVERADO 1500** All w/ 4.3L, Fed. emissions Exc. Classic  
 07-08 8 **SILVERADO 1500** All w/ 4.8L, 5.3L or 6.0L Fed. emissions, Exc. Classic

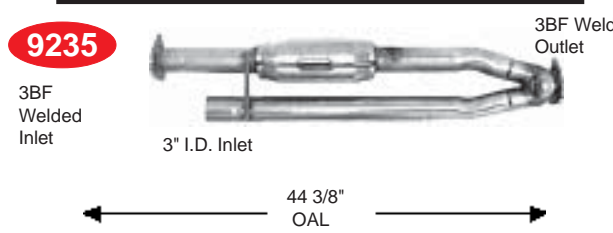
**CHEVROLET:**  
 07-08 8 **SUBURBAN 1500** All w/ 5.3L, Fed. emissions  
 07-08 8 **TAHOE 1500** All 4.8L or 5.3L, Fed. emissions

**GMC:**  
 07-08 6 **SIERRA 1500** All w/ 4.3L, Fed. emissions Exc. Classic  
 07-08 8 **SIERRA 1500** All w/ 4.8L, 5.3L or 6.0L Fed. emissions, Exc. Classic  
 07-08 8 **YUKON 1500** All w/ 4.8L or 5.3L Fed. emissions, Exc. Denali



**9234**  
 3BF w/ Spherical Flare Inlet  
 67 3/4" OAL  
 3" O.D. Outlet

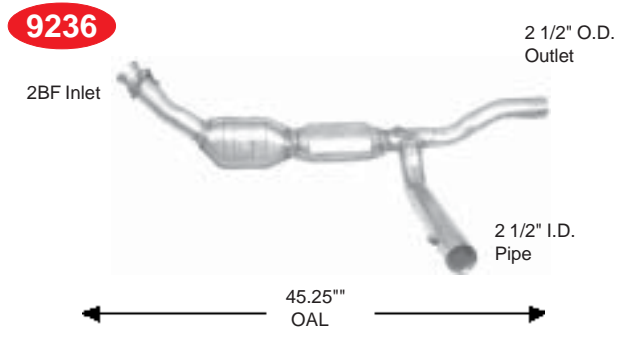
**BLUEBIRD:**  
 99-00 8 **MICROBIRD** All w/ 6.0L Left



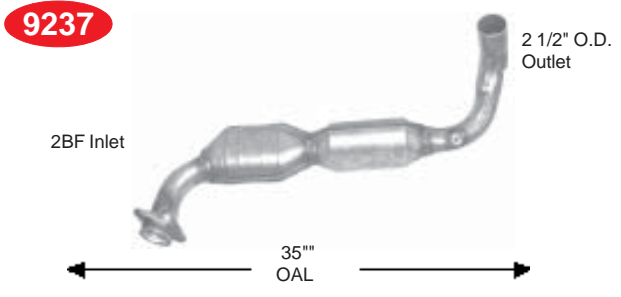
**9235**  
 3BF Welded Inlet  
 3" I.D. Inlet  
 44 3/8" OAL  
 3BF Welded Outlet

**BLUEBIRD:**  
 99-00 8 **MICROBIRD** All w/ 6.0L Right

**GMC:**  
 99-00 8 **G3500 1 TON** All w/ 6.0L, stripped chassis Right



**9236**  
 2BF Inlet  
 45.25" OAL  
 2 1/2" I.D. Pipe  
 2 1/2" O.D. Outlet



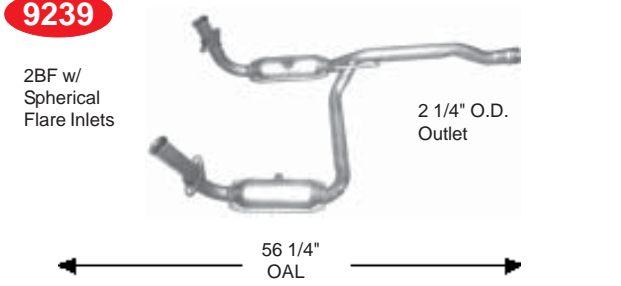
**9237**  
 2BF Inlet  
 35" OAL  
 2 1/2" O.D. Outlet



**9238**  
 2BF Welded Inlet  
 11 1/2" OAL  
 2BF Welded Outlet

**LEXUS:**  
 95-97 6 **LX 450** All w/ 4.5L Rear Left or Right

**TOYOTA:**  
 95-97 6 **LAND CRUISER** All w/ 4.5L Rear Left or Right



**9239**  
 2BF w/ Spherical Flare Inlets  
 56 1/4" OAL  
 2 1/4" O.D. Outlet

**DODGE:**  
 08 6 **NITRO** All 2WD,4WD w/ 3.7L

**JEEP:**  
 08 6 **LIBERTY** All 2WD,4WD w/ 3.7L

# CATALYTIC CONVERTERS - NUMERICAL LISTING: ALL NEW NUMBERS

**9255**

2BF w/  
Spherical  
Flare Inlet



2BF Welded  
w/ Gasket  
Stub

48 3/4"  
OAL

**FORD:**  
07-08 4 **RANGER** All w/ 2.3L

**MAZDA:**  
07-08 4 **B2300** All w/ 2.3L

**9256**

2BF w/  
Spherical  
Flare Inlet



2 1/2" O.D.  
Outlet

2 1/2" I.D.  
Outlet

48 1/2"  
OAL

**FORD:**  
05-08 8 **F-150** All w/ 5.4L, 2WD Right

**LINCOLN:**  
06-08 8 **MARK LT** All w/ 5.4L, 2WD Right

**9257**

2BF w/ Spherical  
Flare Inlet



2 1/2" O.D.  
Outlet

36"  
OAL

**FORD:**  
05-08 8 **F-150** All w/ 5.4L, 2WD Left

**LINCOLN:**  
06-08 8 **MARK LT** All w/ 5.4L, 2WD Left

**9258**

2BF w/  
Spherical  
Flare Inlet



2 1/2" O.D.  
Outlet

2 1/2" I.D.  
Pipe

48 3/4"  
OAL

**FORD:**  
05-07 6 **F-150** All w/ 4.2L, Exc. Man Trans. Right

**9259**

2BF w/  
Spherical  
Flare Inlet



2 1/2" O.D.  
Outlet

39 1/2"  
OAL

**FORD:**  
05-07 6 **F-150** All w/ 4.2L Left

**9260**

2BF w/  
Spherical  
Flare Inlet



2 1/2" O.D.  
Outlet

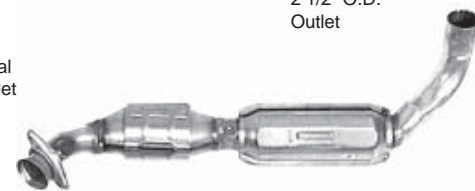
2 1/2" I.D.  
Outlet

49 1/2"  
OAL

**FORD:**  
04-05 8 **F-150** All w/ 4.6L, 2WD Right

**9261**

2BF w/  
Spherical  
Flare Inlet



2 1/2" O.D.  
Outlet

36 3/4"  
OAL

**FORD:**  
04-05 8 **F-150** All w/ 4.6L, 2WD Left

**9262**

2BF Welded  
Inlet



2BF Welded  
Outlet

39 3/4"  
OAL

**SUZUKI:**  
02-03 6 **XL-7** All 4WD, 4DR Auto Trans w/ 2.7L  
Federal Emissions Rear main

# CATALYTIC CONVERTERS - NUMERICAL LISTING: ALL **NEW** NUMBERS

**9263**

3" O.D. Outlet

2BF w/  
Spherical  
Flare Inlets



42"  
OAL

**FORD:**

08-09 8 **E-150** All w/ 5.4L  
05-09 8 **E-250, E-350** All w/ 5.4L

**9264**

2 1/2" O.D.  
Outlet

2BF w/  
Spherical  
Flare Inlets



54 1/2"  
OAL

**FORD:**

08 8 **E-150, E-250** All w/ 4.6L

**9266**

2BF Welded  
Outlet

3BF Welded  
Inlet



39 3/4"  
OAL

**CADILLAC:**

02-05 8 **ESCALADE** All w/ 6.0L, CA emissions Right

**GMC:**

01-05 8 **YUKON DENALI** All w/ 6.0L, CA emissions Right

**9267**

2 1/2" O.D.  
Outlet

3BF Welded  
Inlet



51 1/4"  
OAL

**9267**  
continued

**CADILLAC:**

02-05 8 **ESCALADE** All w/ 6.0L, CA emissions Left


**GMC:**

01-05 8 **YUKON DENALI** All w/ 6.0L, CA emissions Left

**9268**

2 1/2" O.D.  
Outlet

2BF w/ Spherical  
Flare Inlet



2 1/2" I.D.  
Outlet

49 1/2"  
OAL

**FORD:**

05-08 8 **F150** All w/ 5.4L, 4WD Right

**LINCOLN:**

06-08 8 **MARK LT** All w/ 5.4L, 4WD Right

**9269**

2 1/2" O.D.  
Outlet

2BF w/ Spherical  
Flare Inlet



35 1/4"  
OAL

**FORD:**

05-08 8 **F150** All w/ 5.4L, 4WD Left

**LINCOLN:**

06-08 8 **MARK LT** All w/ 5.4L, 4WD Left

**9293**

2.550" O.D.  
Outlets

3BF Welded  
Inlet

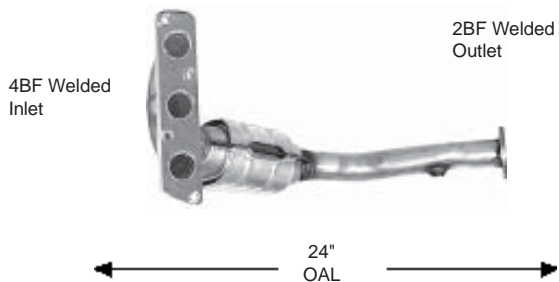


48 3/4"  
OAL

**CHEVROLET:**

96-00 8 **2500, 3500** All w/ 5.7L, 155.5" WB, over 8600lbs Rear


**9712**



**LAND ROVER:**

02-05 6 **FREELANDER** All w/ 2.5L Front


**9713**



**LAND ROVER:**

02-05 6 **FREELANDER** All w/ 2.5L Rear

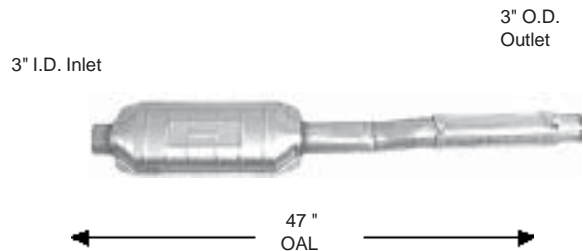
**10904**



**FORD:**

04 8 **F-350** All w/ 5.4L, Super Duty cab & chassis, 9900lbs

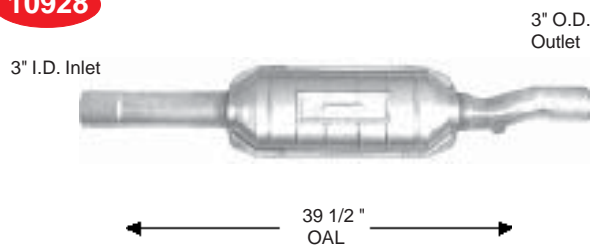
**10927**



**FORD TRUCK:**

04-07 10 **E-450** 14050 lbs. All w/ 6.8L

**10928**



**FORD TRUCK:**

97-00 10 **E-350** Strip chassis All w/ 6.8L

Year	Cyl.	Application	Hybrid Vehicles:	Universal	Direct Fit	Pipe Kit
<b>HONDA CIVIC HYBRID</b>						
04-05	4	All w/ 1.3L	Front .....	2225	NA	NA
		.....	Rear, exc. models w/ NOX adsorptive converter	2225	NA	NA
03	4	All w/ 1.3L	Front .....	2225	NA	NA
		.....	Rear .....	NA	NA	NA
<b>HONDA INSIGHT</b>						
00-06	3	All w/ 1.0L, Man Trans	Front .....	2225	1113	NA
		.....	Rear .....	NA	4435	NA
00-06	3	All w/ 1.5L, Man Trans	Front .....	2225	1113	NA
		.....	Rear .....	NA	NA	NA
<b>TOYOTA PRIUS</b>						
04-05	4	All w/ 1.5L	Front .....	2225	NA	NA
		.....	Rear .....	2225	NA	NA
01-03	4	All w/ 1.5L	Front .....	2225	NA	NA
		.....	Rear w/ HCAC Valve ..	NA	NA	NA

**Hybrid Vehicles are vehicles that utilize more than one drive source. For the purpose of catalytic converters, the drive source we are concerned with is the IC- (Internal Combustion) engine.**

**Hybrid Vehicles have an internal combustion engine. These engines use catalytic converters to comply with the emission regulations. Many Hybrid engines use two or more converters. Some engines like the Honda Insight use a front 3-Way (TWC) converter and a rear NOX adsorptive converter. Toyota uses two 3-Way catalysts, however, they have a system that utilizes a valve (HCAC) in front of the rear converter. Because of this, you must make sure the HCAC system is functional before the replacement of the converter. Also, at this time, CATCO recommends using only an OEM part to replace this rear converter on Toyota.**

**The catalytic converter rules apply to the Hybrid vehicles the same as they do to non-Hybrid vehicles. The eight year, 80,000 mile rules apply. Also, at this time, aftermarket converters should only be used as cataloged by the converter manufacturer.**

Year ▼	Cyl. ▼	Application ▼	Universal ▼	Direct Fit ▼	Pipe Kit ▼
<b>ACURA CL</b>					
97	4	All w/ 2.2L .....	2564R	4355	NA
01-03	6	All w/ 3.2L Federal emissions .....	NA	4209	NA
<b>ACURA TL</b>					
00-03	6	All w/ 3.2L Federal emissions .....	NA	4209	NA
<b>AUDI A4</b>					
97-05	4	All 1.8L Turbo .....	2504R	4186	NA
<b>AUDI A4 CABRIOLET</b>					
03-06	4	All w/ 1.8L Turbo .....	NA	4186	NA
<b>AUDI T T</b>					
00-06	4	All 1.8L AWD Quatro .....	NA	4258	NA
<b>BMW 328</b>					
96-98	6	328i, 328i convertible, iS All w/ 2.8L .....	NA	9615	NA
<b>BMW M3</b>					
96-98	6	All w/ 3.2L .....	NA	9615	NA
<b>BUICK CENTURY FWD</b>					
93-96	4	All w/ 2.2L .....	6904	4789	NA
<b>BUICK LACROSSE</b>					
05-08	6	All w/ 3.8L .....	NA	4341	NA
<b>CADILLAC CATERA</b>					
97-01	6	All w/ 3.0L			
		Right side .....	2504	4256	NA
		Left side .....	2504	4257	NA
<b>CADILLAC SEVILLE MODELS / STS</b>					
98-03	8	All STS w/ 4.6L .....	2516	9027	NA
<b>CHEVROLET COBALT</b>					
06-07	4	All w/ 2.4L, Auto. Trans. ....	NA	4015	NA
<b>CHEVROLET IMPALA FWD</b>					
00-05	6	All w/ 3.4L .....	2506R	4850	NA
<b>CHEVROLET MONTE CARLO FWD</b>					
00-05	6	All w/ 3.4L .....	2506R	4850	NA
<b>CHRYSLER SEBRING</b>					
01-05	6	All 3.0L			
		Front side .....	NA	1094	NA
		Rear side .....	NA	1095	NA
		Main Rear .....	2540	4393	NA
<b>DODGE STRATUS</b>					
01-05	6	All 3.0L			
		Front side .....	NA	1094	NA
		Rear side .....	NA	1095	NA
		Main Rear .....	2540	4393	NA
<b>FORD ESCORT</b>					
97-02	4	All w/ 2.0L exc. ZX-2 .....	2538	4865	NA

Year	Cyl.	Application	Universal	Direct Fit	Pipe Kit
<b>FORD FOCUS</b>					
03-04	4	All w/ 2.0L, eng. code 5, Man. Trans. ....	NA	4300	NA
03-04	4	All w/ 2.0L, eng. code 5, Auto. Trans. ....	NA	4400	NA
<b>FORD MUSTANG EXC. MUSTANG II</b>					
05-07	6	All w/ 4.0L..... Complete .....	NA	4321	NA
04	6	All w/ 3.9L.....	NA	4566	NA
99-04	6	All w/ 3.8L..... Complete .....	NA	4566	NA
<b>FORD PROBE</b>					
96-97	4	All w/ 2.0L Rear .....	2539	4701	NA
<b>HONDA CIVIC</b>					
89-95	4	All 1.5L w/ Manifold mounted converter .....	NA	4067	NA
<b>HONDA CRX</b>					
88-91	4	All 1.5L w/ Manifold mounted converter .....	NA	4067	NA
<b>HYUNDAI XG 300</b>					
01	6	All w/ 3.0L..... Front Manifold .....	NA	1070	NA
		..... Rear Manifold .....	NA	1089	NA
<b>HYUNDAI XG 350</b>					
02-03	6	All w/ 3.5L..... Front Manifold .....	NA	1070	NA
		..... Rear Manifold .....	NA	1089	NA
<b>INFINITI G20</b>					
00-02	6	G20, G20t, All w/ 2.0L, California emissions Rear .....	NA	4317	NA
<b>INFINITI I35</b>					
02-04	6	All w/ 3.5L..... Front Manifold .....	NA	1078	NA
		..... Rear Manifold .....	NA	1079	NA
<b>INFINITI Q45</b>					
90-95	8	All w/ 4.5L..... Rear Right .....	2904	4080	NA
		..... Rear Left .....	2904	4081	NA
<b>JAGUAR</b>					
00-02	8	S-TYPE, All w/ 4.0L..... Right.....	NA	4218	NA
		..... Left.....	NA	4219	NA
<b>KIA OPTIMA</b>					
02-05	6	All w/ 2.7L..... Front .....	NA	1024	NA
		..... Rear .....	NA	1025	NA
01	6	All w/ 2.5L..... Front .....	NA	1024	NA
		..... Rear .....	NA	1025	NA
<b>KIA SEPHIA</b>					
98-99	4	All w/ 1.8L and 36" rear converter .....	2504R	4820	NA
<b>LEXUS ES300</b>					
99-01	6	All w/ 3.0L California emissions Front .....	NA	1076	NA
		..... Middle .....	NA	4476	NA
		..... Rear ( '00 only) .....	NA	4373	NA
96-98	6	All w/ 3.0L California emissions Front .....	NA	1076	NA
		..... Main .....	NA	4259	NA

Year ▼	Cyl. ▼	Application ▼	Universal ▼	Direct Fit ▼	Pipe Kit ▼	
<b>LEXUS SC300</b>						
01-05	6	All w/ 3.0L.....	Front .....	NA	4276	NA
98-00	6	All w/ 3.0L .....		NA	4276	NA
<b>MAZDA PROTEGE</b>						
01-03	4	All w/ 2.0L Auto Trans	Front .....	NA	1023	NA
97-98	4	All w/ 1.5L, Federal emissions	Rear.....	2504R	4820	NA
<b>MAZDA MX6</b>						
96-97	4	All w/ 2.0L	Rear ...	2539	4701	NA
88-92	4	All w/ 2.2L, Automatic Trans. exc. Turbo .....		6904	4701	PK-144
<b>MAZDA 626</b>						
98-02	4	All w/ 2.0L Federal emissions	Rear .....	2505	4451	NA
96-97	4	All w/ 2.0L	Rear .....	2539	4701	NA
98-02	6	All w/ 2.5L Federal emissions .....		NA	4451	NA
<b>MERCEDES BENZ 220C MODELS</b>						
94-96	4	All w/ 2.2L .....		NA	9617	NA
<b>MERCURY TRACER</b>						
97-99	4	All w/ 2.0L .....		2538	4865	NA
<b>MITSUBISHI DIAMANTE</b>						
99-02	6	All w/ 3.5L	Front.....	NA	1094	NA
		.....	Rear.....	NA	1095	NA
<b>MITSUBISHI ECLIPSE</b>						
00-05	6	All 3.0L.....	Front side .....	NA	1094	NA
		.....	Rear side .....	NA	1095	NA
01-05	6	All 3.0L .....	Main Rear .....	2540	4393	NA
<b>MITSUBISHI GALANT</b>						
01-03	4	All w/ 2.4L California emissions	Front .....	NA	1082	NA
01-03	4	All w/ 2.4L	Rear .....	2505	4332	NA
99-03	6	All 3.0L	Front side .....	NA	1094	NA
		.....	Rear side .....	NA	1095	NA
		.....	Main Rear .....	2540	4393	NA
<b>NISSAN ALTIMA</b>						
02-06	4	All 2.5L w/ California emissions	Front .....	NA	1195	NA
		.....	Rear.....	2505R	4295	NA
<b>NISSAN / DATSUN MAXIMA</b>						
04-06	6	All w/ 3.5L .....	Rear Manifold.....	NA	1197	NA
02-03	6	All w/ 3.5L .....	Rear Main .....	NA	4368	NA
<b>NISSAN / DATSUN SENTRA</b>						
02-06	4	All w/ 2.5L California emissions	Front .....	NA	1195	NA
<b>OLDSMOBILE AURORA</b>						
01-02	6	All w/ 3.5L .....		NA	9035	NA
01-03	8	All w/ 4.0L .....		NA	9035	NA
<b>OLDSMOBILE CIERA</b>						
93-96	4	All Ciera or Cruiser w/ 2.2L .....		6904R	4789	NA



Year ▼	Cyl. ▼	Application ▼	Universal ▼	Direct Fit ▼	Pipe Kit ▼
<b>OLDSMOBILE INTRIGUE</b>					
99-02	6	All w/ 3.5L .....	2505R	4234	NA
<b>PONTIAC G5</b>					
07	4	All w/ 2.2L, Auto. Trans. ....	NA	4015	NA
07	4	All w/ 2.4L, Auto. Trans. ....	NA	4015	NA
<b>PONTIAC GRAND AM FWD</b>					
02-05	4	All w/ 2.2L .....	2505R	4205	NA
<b>PONTIAC GRAND PRIX FWD</b>					
04-08	6	All w/ 3.8L .....	2538	4341	NA
<b>PORSCHE 928</b>					
85-86	8	All w/ 5.0L .....	NA	9411	NA
<b>SATURN ION</b>					
06-07	4	All w/ 2.4L, Auto. Trans. ....	NA	4015	NA
<b>SUBARU IMPREZA</b>					
99-05	4	All w/ 2.5L California emissions .....	NA	4181	NA
99-05	4	All w/ 2.5L Federal emissions .....	NA	4217	NA
<b>SUBARU LEGACY / OUTBACK</b>					
01-03	4	All w/ 2.5L California emissions .....	NA	4181	NA
01-02	4	All w/ 2.5L Federal emissions .....	NA	4217	NA
<b>TOYOTA AVALON</b>					
96-04	6	All w/ 3.0L California emissions	Manifold .....	NA	1076
96-99	6	All w/ 3.0L, Auto Trans., California emissions, USA built .....	NA	4259	NA
<b>TOYOTA CAMRY</b>					
02-06	4	All w/ 2.4L California emissions	USA built. Front .....	NA	1120
			Rear .....	2565R	4320
96-01	6	All w/ 3.0L, Auto Trans., California emissions, USA built .....	NA	4259	NA
96-01	6	All w/ 3.0L California emissions	Manifold .....	NA	1076
<b>TOYOTA CELICA</b>					
96-97	4	All w/ 1.8L or 2.2L	Rear .....	2540	4883
<b>TOYOTA COROLLA</b>					
96-97	4	All w/ 1.6L, 1.8L .....	2539	4883	NA
<b>TOYOTA SOLARA</b>					
99-02	6	All w/ 3.0L California emissions	Manifold .....	NA	1076
99-02	6	All w/ 3.0L, Auto Trans., California emissions, USA built .....	NA	4259	NA
<b>VOLKSWAGEN BEETLE</b>					
99-01	4	All GLS Turbo w/ 1.8L .....	NA	4369	NA
<b>VOLKSWAGEN GOLF</b>					
00-03	4	All GLS Turbo w/ 1.8L .....	NA	4369	NA
96-98	6	GTI All w. 2.8L .....	NA	9903	NA
<b>VOLKSWAGEN GTI</b>					
00-03	4	All GLS Turbo w/ 1.8L .....	NA	4369	NA



Year ▼	Cyl. ▼	Application ▼	Universal ▼	Direct Fit ▼	Pipe Kit ▼
<b>VOLKSWAGEN JETTA</b>					
96-98	6	All w/ 2.8L .....	NA	9903	NA
<b>VOLKSWAGEN PASSAT</b>					
98-05	4	All 1.8L Turbo .....	NA	4186	NA

Year ▼	Cyl. ▼	Application ▼	Universal ▼	Direct Fit ▼	Pipe Kit ▼
<b>ACURA MDX</b>					
01-02	6	All w/ 3.5L .....	NA	4449	NA
<b>BUICK RAINIER</b>					
06-07	6	All w/ 4.2L 113" WB .....	NA	9171	NA
04-05	6	All w/ 4.2L 113" WB .....	NA	9154	NA
<b>CHEVROLET C- (2WD) K- (4WD) SERIES PICK UP 3/4 TON MODELS</b>					
96-00	8	All 2500 w/ 5.7L and GVW 8600 lbs and over Front .....	2517	9092	NA
<b>CHEVROLET C- (2WD) K- (4WD) SERIES PICKUP 1 TON MODELS</b>					
96-00	8	All 3500 w/ 5.7L and GVW 8600 lbs and over Front .....	2517	9092	NA
<b>CHEVROLET EQUINOX</b>					
05-07	6	All 3.4L .....	2516	4357	NA
<b>CHEVROLET HHR</b>					
06-07	4	All w/ 2.4L Auto. Trans. ....	NA	4015	NA
<b>CHEVROLET TRACKER</b>					
99-04	4	All w/ 2.0L California emissions Front .....	NA	1074	NA
99-01	4	All w/ 1.6L California emissions Front .....	NA	1074	NA
<b>CHEVROLET TRAILBLAZER</b>					
02-05	6	All w/ 4.2L and 113" WB .....	2516	9154	NA
<b>CHRYSLER TOWN AND COUNTRY</b>					
05-07	6	All w/ 3.3L .....	NA	4213	NA
05-07	6	All w/ 3.8L .....	NA	4213	NA
<b>DODGE B SERIES VAN</b>					
98-03	6-8	All 3.9L, 5.2L, or 5.9L w/ 48 3/4" converter .....	NA	9018	NA
<b>DODGE CARAVAN / GRAND CARAVAN</b>					
05-07	6	All w/ 3.3L .....	NA	4213	NA
05-07	6	All w/ 3.8L .....	2506R	4213	NA
<b>DODGE D- (2WD) AND W- (4WD) PICK UP 1/2 - 3/4 TON</b>					
04-05	8	All Ram 1500 w/ 4.7L Right side .....	2505R	9206	NA
		..... Left side .....	2505R	9207	NA
<b>DODGE DAKOTA</b>					
06-08	6	All w/ 3.7L .....	NA	9163	NA
<b>FORD E-150 VAN 1/2 TON</b>					
97-04	8	All w/ 5.4L, under 8600 lbs, California emissions Front .....	2565R	1130	NA
		..... Rear .....	10907	10930	NA
<b>FORD E- 250 VAN 3/4 TON</b>					
97-04	8	All w/ 5.4L, under 8600 lbs, California emissions Front .....	2565R	1130	NA
		..... Rear .....	10907	10930	NA
<b>FORD E- 350 VAN 1 TON</b>					
97-04	8	All w/ 5.4L, under 8600 lbs, California emissions Front .....	2565R	1130	NA
		..... Rear .....	NA	10930	NA

Year ▼	Cyl. ▼	Application ▼	Universal ▼	Direct Fit ▼	Pipe Kit ▼	
<b>FORD EXPEDITION</b>						
03-04	8	All w/ 4.6L	Complete Right .....	NA	9190	NA
			Complete Left .....	NA	9191	NA
03-04	8	All w/ 5.4L.....	Right .....	2538, 2506	9250	NA
			Left.....	2538, 2506	9251	NA
<b>FORD EXPLORER</b>						
02-05	6	All w/ 4.0L - E eng.	Complete .....	NA	9112	NA
01-02	6	All Sport, Sport Trac w/ 4.0L-E eng	Front w/Y- pipe converters ...	NA	1044	NA
			Rear: 1st or 2nd.....	2516	9244	NA
02-05	8	All w/ 4.6L.....	Complete .....	NA	9173	NA
<b>GMC C-K SERIES 3/4 TON</b>						
96-00	8	All 2500 w/ 5.7L and GVW 8600 lbs and over	Front .....	2517	9092	NA
<b>GMC C-K SERIES 1 TON</b>						
96-00	8	All 3500 w/ 5.7L and GVW 8600 lbs and over	Front .....	2517	9092	NA
<b>GMC ENVOY</b>						
02-05	6	All w/ 4.2L and 113" WB .....		2516	9154	NA
<b>HONDA CRV</b>						
02-06	4	All w/ 2.4L .....		2564R	4289	NA
<b>INFINITI QX4</b>						
97-00	6	All w/ 3.3L exc. California emissions	Front Left .....	NA	1015	NA
			Front Right.....	NA	1016	NA
<b>ISUZU ASCENDER</b>						
06-07	6	All w/ 4.2L 113" WB .....		NA	9171	NA
03-05	6	All w/ 4.2L 113" WB .....		NA	9154	NA
<b>ISUZU OASIS</b>						
98-99	4	All w/ 2.3L .....		NA	4363	NA
96-97	4	All w/ 2.2L .....		NA	4362	NA
<b>JEEP GRAND CHEROKEE / GRAND WAGONEER</b>						
02-04	6	All 4WD w/ 4.0L	Front .....	NA	1039	NA
01	6	All 4WD w/ 4.0L.....	Front .....	NA	1039	NA
			Rear .....	NA	9156	NA
99-01	8	All 4WD w/ 4.7L	Rear .....	2516	9156	NA
<b>LAND ROVER DEFENDER</b>						
94-95	8	All w/ 3.9L .....		NA	9702	NA
<b>LAND ROVER DISCOVERY</b>						
03-04	8	All w/ 4.6L .....		NA	9709	NA
99-02	8	All w/ 4.0L .....		NA	9709	NA
94-95	8	All w/ 3.9L .....		NA	9702	NA
<b>LAND ROVER RANGER ROVER</b>						
90-94	8	All w/ 3.9L .....		NA	9702	NA
<b>LEXUS RX300</b>						
99-03	6	All w/ 3.0L exc. California emissions	Front .....	NA	1032	NA
			Rear .....	NA	1033	NA

Year	Cyl.	Application	Universal	Direct Fit	Pipe Kit
<b>MAZDA PICKUP B MODELS</b>					
87-93	4	All w/ 2.2L ..... Front.....	NA	1059	NA
<b>MERCEDES BENZ ML 320</b>					
98-02	6	All w/ 3.2L SOHC and {163 Chassis} Right side ..... ..... Left side .....	NA NA	4214 4215	NA NA
<b>MERCURY MOUNTAINEER</b>					
02-05	6	All w/ 4.0L - E eng. Complete .....	NA	9112	NA
02-05	6	All w/ 4.0L..... Complete .....	NA	9173	NA
<b>MITSUBISHI MONTERO</b>					
99-00	6	All w/ 3.5l Federal emissions exc. Sport.....	NA	4291	NA
97-98	6	All w/ 3.5L Federal emissions.....	2505	4291	NA
<b>NISSAN FRONTIER</b>					
98-04	4	All w/ 2.4L..... Rear .....	NA	4317	NA
99-04	6	All w/ 3.3L ..... Main Right .....	2504	4236	NA
		..... Main Left w/ 26 3/4" O.A.L. ....	2505	4237	NA
99-01	6	All w/ 3.3L ..... Front Right .....	NA	1036	NA
		..... Front Left .....	NA	1037	NA
<b>NISSAN MURANO</b>					
03-05	6	All w/ 3.5L..... Front Manifold .....	NA	1196	NA
		..... Rear Manifold .....	NA	1137	NA
<b>NISSAN XTERRA</b>					
00-04	4	All w/ 2.4L..... Rear .....	NA	4317	NA
00-01	6	All w/ 3.3L ..... Front Right .....	NA	1036	NA
		..... Front Left .....	NA	1037	NA
00-04	6	All w/ 3.3L ..... Main Right .....	2504	4236	NA
		..... Main Left w/ 26 3/4" O.A.L. ....	2505	4237	NA
<b>OLDSMOBILE BRAVADA</b>					
02-04	6	All w/ 4.2L and 113" WB .....	2516	9154	NA
<b>PONTIAC TORRENT</b>					
06-07	6	All w/ 3.4L .....	NA	4357	NA
<b>SUBARU BAJA</b>					
03	4	All w/ 2.5L California emissions .....	NA	4181	NA
03	4	All w/ 2.5L Federal emissions.....	NA	4217	NA
<b>SUBARU FORESTER</b>					
99-05	4	All w/ 2.5L California emissions .....	NA	4181	NA
99-05	4	All w/ 2.5L Federal emissions.....	NA	4217	NA
<b>SUZUKI VITARA / GRAND VITARA</b>					
99-02	4	All Vitara w/ 1.6L, 2.0L .....	2514	4174	NA
99-03	4	All Vitara w/ 2.0L California emissions Front .....	NA	1074	NA
		..... Rear .....	2514	4174	NA
99-01	4	All w/ 1.6L California emissions Front .....	NA	1074	NA
<b>TOYOTA SIENNA</b>					
01-03	6	All w/ 3.0L..... Manifold .....	NA	1076	NA



Year ▼	Cyl. ▼	Application ▼	Universal ▼	Direct Fit ▼	Pipe Kit ▼
-----------	-----------	------------------	----------------	--------------------	------------------

**TOYOTA TACOMA**

95-99	4	All w/ 2.7L Federal emissions.....	2540	9067	NA
95-99	6	All w/ 3.4L Federal emissions.....	2540	9067	NA

**PRE-CAT ASSEMBLIES:**

**PRE-CAT ASSEMBLIES ARE OFFERED TO REPLACE OEM PRE-CATS. THEY ARE CONSTRUCTED FROM UNITS THAT MEET BOTH EPA AND CARB REQUIREMENTS AS NOTED.**

**1015**

6BF  
Welded  
Inlet



3BF  
Welded  
Outlet

← 9 1/8" →

**INFINITI:**  
97-00 6 **QX4** All w/ 3.3L Front Left

**1016**

6BF  
Welded  
Inlet



3BF  
Welded  
Outlet

← 9 3/8" →

**INFINITI:**  
97-00 6 **QX4** All w/ 3.3L Front Left

**1023**

5BF  
Welded  
Inlet



3BF  
Welded  
Outlet

← 7 3/4" →

**MAZDA:**  
01-03 4 **PROTEGE** All w/ 2.0L, Auto. Trans. Front

**1024**

7BF  
Welded  
Inlet



2BF  
Welded  
Outlet

← 15 1/4" →

**KIA:**  
01 6 **OPTIMA** All w/ 2.5L Front  
02-05 6 **OPTIMA** All w/ 2.7L Front

**1025**

2BF  
Welded  
Outlet



7BF  
Welded  
Inlet

← 15 1/4" →

**KIA:**

01 6 **OPTIMA** All w/ 2.5L Rear  
02-05 6 **OPTIMA** All w/ 2.7L Rear

**1032**

2BF  
Welded w/  
Gasket  
Stub  
Inlet



2BF Welded  
w/ Gasket  
Stub  
Outlet

← 12 1/4" →

**LEXUS TRUCK:**

99-03 6 **RX300** All w/ 3.0L Front

**1033**

2BF  
Welded  
Inlets



2BF Welded  
w/ Gasket  
Stub Outlet

← 21 1/2 " →

**LEXUS TRUCK:**

99-03 6 **RX300** All w/ 3.0L Rear

**1036**

3BF  
Welded  
Inlet



3BF  
Welded  
Outlet

← 13 3/4" →

**NISSAN:**

99-01 6 **FRONTIER** All w/ 3.3L Front Right  
00-01 6 **XTERRA** All w/ 3.3L Front Right

**1037**

3BF  
Welded  
Inlet

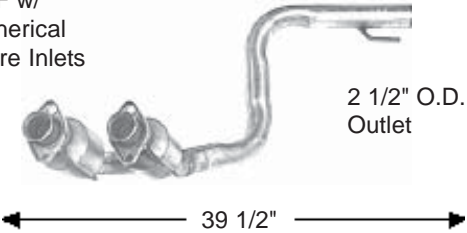











3BF  
Welded  
Outlet

← 12 3/4" →


**NISSAN:**

99-01 6 **FRONTIER** All w/ 3.3L Front Left  
00-01 6 **XTERRA** All w/ 3.3L Front Left

<b>1039</b>	
<p>2BF w/ Spherical Flare Inlets</p>  <p style="text-align: right;">2 1/2" O.D. Outlet</p> <p style="text-align: center;">← 39 1/2" →</p>	<p><b>JEEP:</b> 02-04 6 <b>GRAND CHEROKEE/GRAND WAGONEER</b> All 4.0L w/ 4WD Front 01 6 <b>GRAND CHEROKEE/GRAND WAGONEER</b> All 4.0L w/ 4WD Front</p>
<b>1059</b>	
<p>3BF Welded Inlet</p>  <p style="text-align: right;">3BF Welded Outlet</p> <p style="text-align: center;">← 7 5/8" →</p>	<p><b>MAZDA TRUCKS:</b> 87-97 4 <b>B-MODELS</b> All w/ 2.2L</p>
<b>1070</b>	
<p>5BF Welded Inlet</p>  <p style="text-align: right;">2BF Welded Outlet</p> <p style="text-align: center;">← 6" →</p>	<p><b>HYUNDAI:</b> 01 6 <b>XG300</b> All w/ 3.0L Front Manifold 02-03 6 <b>XG350</b> All w/ 3.5L Front Manifold</p>
<b>1074</b>	
<p>3BF w/ Gasket Stub Inlet</p>  <p style="text-align: right;">2BF w/ Gasket Stub Outlet</p> <p style="text-align: center;">← 16" →</p>	<p><b>CHEVROLET TRUCKS:</b> 99-04 4 <b>TRACKER</b> All w/ 2.0L, California emissions Front 99-02 4 <b>TRACKER</b> All w/ 1.6L, California emissions Front</p> <p><b>SUZUKI TRUCKS:</b> 99-03 4 <b>VITARA</b> All w/ 2.0L, California emissions Front 99-01 4 <b>VITARA</b> All w/ 1.6L, California emissions Front</p>
<b>1076</b>	
<p>6BF Welded Inlet</p>  <p style="text-align: right;">2BF Welded Outlet</p> <p style="text-align: center;">← 14" →</p>	<p><b>TOYOTA:</b> 96-04 6 <b>AVALON</b> All w/ 3.0L Manifold 96-01 6 <b>CAMRY</b> All w/ 3.0L, California emissions Manifold 99-02 6 <b>SOLARA</b> All w/ 3.0L, California emissions Manifold</p> <p><b>TOYOTA TRUCK:</b> 01-03 6 <b>SIENNA</b> All w/ 3.0L Manifold</p> <p><b>LEXUS:</b> 96-01 6 <b>ES300</b> All w/ 3.0L, California emissions Manifold</p>

1078	
<p>6BF Welded Inlet</p>  <p>3BF Welded Outlet</p> <p style="text-align: center;">← 10 1/2" →</p>	<p><b>INFINITI:</b> 02-04 6 I35 All w/ 3.5L Front Manifold</p>
1079	
<p>4BF Welded Inlet</p>  <p>3BF Welded Outlet</p> <p style="text-align: center;">← 8 1/4" →</p>	<p><b>INFINITI:</b> 02-04 6 I35 All w/ 3.5L Rear Manifold</p>
1082	
<p>9BF Welded Inlet</p>  <p>2BF Welded Outlet</p> <p style="text-align: center;">← 17" →</p>	<p><b>MINIBISHI:</b> 01-03 4 GALANT All w/ 2.4L, California emissions Front</p>
1089	
<p>5BF Welded Inlet</p>  <p>2BF Welded Outlet</p> <p style="text-align: center;">← 16 1/4" →</p>	<p><b>HYUNDAI:</b> 01 6 XG300 All w/ 3.0L Rear Manifold 02-03 6 XG350 All w/ 3.5L Rear Manifold</p>
1094	
<p>3BF Welded Inlet</p>  <p>2BF Welded Outlet</p> <p style="text-align: center;">← 8 5/8" →</p>	<p><b>CHRYSLER:</b> 01-05 6 SEBRING All w/ 3.0L Front side</p> <p><b>DODGE:</b> 01-05 6 STRATUS All w/ 3.0L Front side</p> <p><b>MINIBISHI:</b> 00-05 6 ECLIPSE All w/ 3.0L Front side 99-03 6 GALANT All w/ 3.0L Front side</p>

**1095**

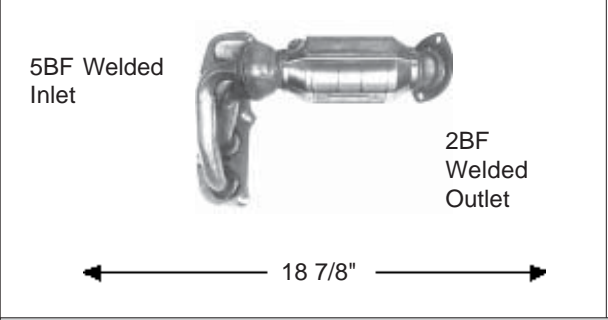


**CHRYSLER:**  
 01-05 6 **SEBRING** All w/ 3.0L Rear side

**DODGE:**  
 01-05 6 **STRATUS** All w/ 3.0L Rear side

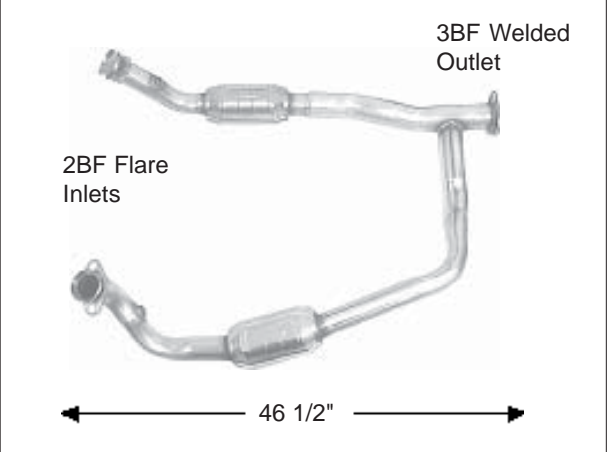
**MITSUBISHI:**  
 00-05 6 **ECLIPSE** All w/ 3.0L Rear side  
 99-03 6 **GALANT** All w/ 3.0L Rear side

**1120**




**TOYOTA:**  
 02-06 4 **CAMRY** All w/ 2.4L, California emissions USA built Front

**1130**



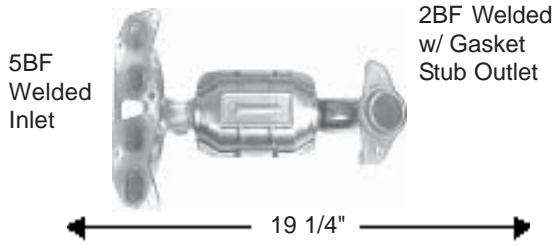
**FORD TRUCK:**  
 97-04 8 **E150, E250, E350** All w/ 5.4L, Under 8600 lbs California emissions Front  
 98 8 **E250** All w/ 5.4L, Under 8600 lbs. California emissions Front

**1137**




**NISSAN TRUCK:**  
 03-05 6 **MURANO** All w/ 3.5L Rear Manifold

**1195**




**NISSAN:**  
 02-06 4 **ALTIMA** All w/ 2.5L, California emissions Front  
 02-06 4 **SENTRA** All w/ 2.5L, California emissions Front

**1196**



**NISSAN:**  
 03 6 **MURANO** All w/ 3.5L Front Manifold

**1197**



**NISSAN:**  
 04-06 6 **MAXIMA** All w/ 3.5L Rear Manifold

# CATALYTIC CONVERTERS - NUMERICAL LISTING: UPDATED NUMBERS

**4001**

2 1/2" I.D.  
Inlet



2 1/2" O.D.  
Outlet

24 3/4"  
OAL

**CHEVROLET TRUCKS:**

83-84 6 **G- VAN** All w/ 4.1L

**GMC TRUCKS:**

83-84 6 **G- VAN** All w/ 4.1L

**4015**

3BF  
Welded  
Inlet



2BF  
Welded  
Outlet

36 3/4"  
OAL

**CHEVROLET:**

06-07 4 **COBALT** All w/ 2.4L Auto Trans

06-07 4 **HHR** All w/ 2.4L Auto Trans

**PONTIAC:**

07 4 **G5** All w/ 2.2L Auto Trans

07 4 **G5** All w/ 2.4L Auto Trans

**SATURN:**

06-07 4 **ION** All w/ 2.4L Auto Trans

**4067**

4BF  
Welded  
Inlet



2BF Welded w/  
Gasket Stub Outlet

24"  
OAL

**HONDA:**

89-95 4 **CIVIC** All w/ 1.5L, Manifold mounted converter

88-91 4 **CRX** All w/ 1.5L, Manifold mounted converter

**4080**

3BF Welded w/  
Gasket Stub  
Inlet



2BF Welded  
Outlet

36"  
OAL

**4080**  
continued

**INFINITI:**

90-95 8 **Q45** All w/ 4.5L Right

**4081**

3BF Welded w/  
Gasket Stub Inlet



1 7/8" O.D.  
Pipe Outlet

39 3/4"  
OAL

**INFINITI:**

90-95 8 **Q45** All w/ 4.5L Left

**4174**

2BF w/  
Female  
Flare Inlet



2BF Welded  
Outlet

36 1/8"  
OAL

**SUZUKI TRUCKS:**

99-02 4 **VITARA** All w/ 1.6L or 2.0L

**4181**

2BF  
Welded  
Inlet



2BF Welded w/  
Gasket Stub  
Outlet

36"  
OAL

**SUBARU:**

03 4 **BAJA** All w/ 2.5L, CA emissions

99-05 4 **IMPREZA** All w/ 2.5L, CA emissions

01-03 4 **LEGACY** All w/ 2.5L, CA emissions

99-05 4 **FORESTER** All w/ 2.5L, CA emissions

**4186**

3BF  
Welded  
Inlet



3BF Welded  
Outlet

17"  
OAL

**AUDI:**

97-05 4 **A4** All w/ 1.8L, Turbo

03-06 4 **A4 CABRIOLET** All w/ 1.8L, Turbo

**VOLKSWAGEN:**

98-05 4 **PASSAT** All w/ 1.8L, Turbo

# CATALYTIC CONVERTERS - NUMERICAL LISTING: UPDATED NUMBERS

**4205**

3BF  
Welded  
Inlet



3BF Welded  
Outlet

39 1/2"  
OAL

**PONTIAC:**

02-04 4 **GRAND AM** All w/ 2.2L

**4209**

3BF  
Welded  
Inlet



3BF Welded  
Outlet

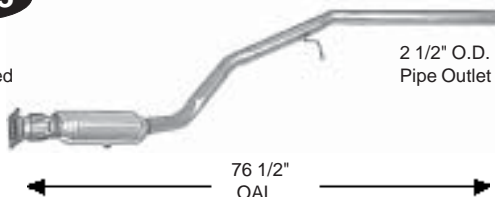
16 7/8"  
OAL

**ACURA:**

01-03 6 **CL** All w/ 3.2L, S Type, Fed. emissions  
00-03 6 **TL** All w/ 3.2L, S Type, Fed. emissions

**4213**

4BF  
Welded  
Inlet



2 1/2" O.D.  
Pipe Outlet

76 1/2"  
OAL

**CHRYSLER:**

05-07 6 **TOWN & COUNTRY** All w/ 3.3L  
05-07 6 **TOWN & COUNTRY** All w/ 3.8L

**DODGE:**

05-07 6 **GRAND CARAVAN** All w/ 3.3L  
05-07 6 **GRAND CARAVAN** All w/ 3.8L

**4214**

2BF w/  
Spherical  
Flare Inlet



2.125" O.D.  
Pipe Outlet

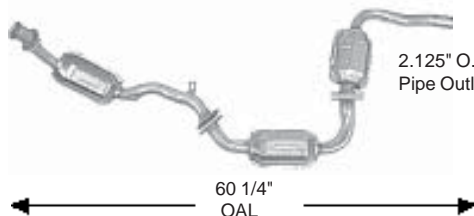
59 5/8"  
OAL

**MERCEDES BENZ:**

98-02 6 **ML 320** All w/ 3.2L, SOHC, {163 chassis}  
Right side

**4215**

2BF w/  
Spherical  
Flare Inlet



2.125" O.D.  
Pipe Outlet

60 1/4"  
OAL

**MERCEDES BENZ:**

98-02 6 **ML 320** All w/ 3.2L, SOHC, {163 chassis}  
Left side

**4217**

2BF  
Welded  
Inlet



2BF  
Welded w/  
Gasket Stub  
Outlet

36"  
OAL

**SUBARU:**

03 4 **BAJA** All w/ 2.5L, Fed. emissions  
99-05 4 **IMPREZA** All w/ 2.5L, Fed. emissions  
01-03 4 **LEGACY OUTBACK** All w/ 2.5L, Fed. emissions  
99-05 4 **FORESTER** All w/ 2.5L, Fed. emissions

**4218**

2BF w/  
Spherical  
Flare Inlet



2 1/4" O.D.  
Pipe Outlet

48 1/4"  
OAL

**JAGUAR:**

00-02 8 **S TYPE** All w/ 4.0L Right

**4219**

2BF w/  
Spherical  
Flare Inlet



2 1/4" O.D.  
Pipe Outlet

46 3/4"  
OAL

**JAGUAR:**

00-02 8 **S TYPE** All w/ 4.0L Left

**4224**

2BF  
Welded  
Inlets



2BF Welded  
Outlet

48 1/4"  
OAL

**HYUNDAI:**

02-05 6 **SONATA** All w/ 2.7L Rear  
99-01 6 **SONATA** All w/ 2.5L Rear

**KIA:**

02-05 6 **OPTIMA** All w/ 2.5L Rear  
01 6 **OPTIMA** All w/ 2.7L Rear

**4234**

2BF  
Welded  
Inlet



2BF Welded  
Outlet

36"  
OAL

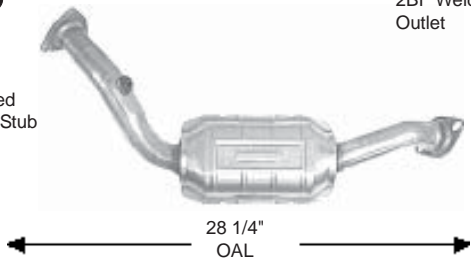
**OLDSMOBILE:**

99-02 6 **INTRIGUE** All w/ 3.5L

# CATALYTIC CONVERTERS - NUMERICAL LISTING: UPDATED NUMBERS

**4236**

3BF Welded w/ Gasket Stub Inlet



2BF Welded Outlet

28 1/4" OAL

**NISSAN:**

- 99-04 6 **FRONTIER** All w/ 3.3L Main Right
- 00-04 6 **XTERRA** All w/ 3.3L Main Right

**4237**

3BF Welded w/ Gasket Stub Inlet



2BF Welded Outlet

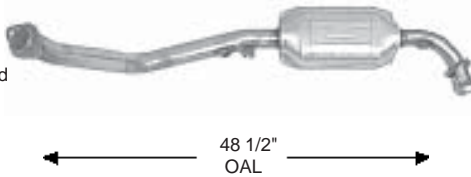
26 3/4" OAL

**NISSAN:**

- 99-04 6 **FRONTIER** All w/ 3.3L Main Left
- 00-04 6 **XTERRA** All w/ 3.3L Main Left

**4256**

2BF Welded w/ Gasket Stub Inlet



2BF w/ Ball Outlet

48 1/2" OAL

**CADILLAC:**

- 97-01 6 **CATERA** All w/ 3.0L Right side

**4257**

2BF Welded w/ Gasket Stub Inlet



2BF w/ Ball Outlet

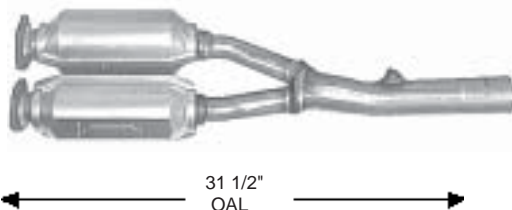
49" OAL

**CADILLAC:**

- 97-01 6 **CATERA** All w/ 3.0L Left side

**4258**

3BF Welded Inlets



2.575 O.D. Outlet

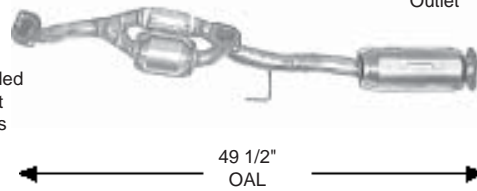
31 1/2" OAL

**AUDI:**

- 00-06 4 **TT** All Quatro w/ 1.8L, AWD

**4259**

2BF Welded w/ Gasket Stub Inlets



2BF Welded Outlet

49 1/2" OAL

**TOYOTA:**

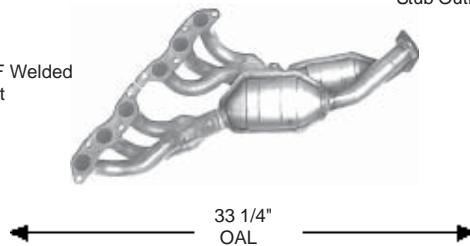
- 96-99 6 **AVALON** All w/ 3.0L, A.T., CA emissions USA built
- 96-01 6 **CAMRY** All w/ 3.0L, A.T., CA emissions USA built
- 99-02 6 **SOLARA** All w/ 3.0L, A.T., CA emissions USA built

**LEXUS:**

- 96-98 6 **ES 300** All w/ 3.0L, CA emissions

**4276**

8BF Welded Inlet



3BF Welded w/ Gasket Stub Outlet


33 1/4" OAL

**LEXUS:**

- 00-05 6 **GS300** All w/ 3.0L Front
- 01-05 6 **IS300** All w/ 3.0L Front
- 98-00 6 **SC300** All w/ 3.0L

**4289**

2BF Welded Inlet



3BF Welded Outlet

28 1/2" OAL

**HONDA TRUCK:**

- 02-06 4 **CRV** All w/ 2.4L

**4291**

2BF Spherical Flare Inlet



2BF Welded Outlet

43 3/4" OAL

**MITSUBISHI TRUCK:**

- 99-00 6 **MONTERO** All w/ 3.5L, Fed. emissions Exc. Sport
- 97-98 6 **MONTERO** All w/ 3.5L, Fed. emissions

# CATALYTIC CONVERTERS - NUMERICAL LISTING: UPDATED NUMBERS

**4295**

2BF  
Welded  
Inlet



2BF Welded  
Outlet

41 3/4"  
OAL

**NISSAN:**  
02-06 4 **ALTIMA** All w/ 2.5L, CA emissions Rear

**4300**

3BF  
Welded  
Inlet



2BF  
Welded  
Outlet

22"  
OAL

**FORD:**  
03-04 4 **FOCUS** All 2.0L, eng. code 5 and Man Trans.

**4317**

2BF Welded  
Inlet



2BF Welded  
Outlet

12 3/8"  
OAL

**NISSAN:**  
98-04 4 **FRONTIER** All w/ 2.4L Rear  
00-04 4 **XTERRA** All w/ 2.4L Rear

**4320**

2BF Welded  
w/ Gasket  
Stub  
Inlet



2BF Welded w/  
Gasket Stub  
Outlet

49"  
OAL

**TOYOTA:**  
02-06 4 **CAMRY** All w/ 2.4L, CA emissions  
USA built Rear

**4321**

2BF w/  
Spherical  
Flare Inlets



2 1/2" O.D.  
Outlet

53 7/8"  
OAL

**FORD:**  
05-07 6 **MUSTANG** All w/ 4.0L, Complete

**4332**

2BF Welded  
Inlet



2BF  
Welded  
Outlet

52 5/8"  
OAL

**MITSUBISHI:**  
01-03 4 **GALANT** All w/ 2.4L Rear

**4341**

2BF Welded  
Inlet



2BF w/  
Gasket Stub  
Outlet

37 7/8"  
OAL

**BUICK:**  
05-08 6 **LACROSSE** All w/ 3.8L

**PONTIAC:**  
04-08 6 **GRAND PRIX** All w/ 3.8L

**4357**

2BF Welded  
Inlet



3BF Welded  
Outlet


47"  
OAL

**CHEVROLET TRUCK:**  
05-07 6 **EQUINOX** All 3.4L

**PONTIAC TRUCK:**  
06-07 6 **TORRENT** All w/ 3.4L

**4359**

2BF w/ Flat  
Flare  
Inlet



2BF w/ Flat  
Flare  
Outlet

16 1/4"  
OAL

**MITSUBISHI:**  
94-98 4 **GALANT** All w/ 2.4L, SOHC

# CATALYTIC CONVERTERS - NUMERICAL LISTING: UPDATED NUMBERS

**4362**

2BF Welded Inlet

3BF Welded Outlet



17 1/2" OAL


**ISUZU:**

96-97 4 **OASIS** All w/ 2.2L

**4363**

2BF Welded Inlet

3BF Welded Outlet



16 1/8" OAL


**ISUZU:**

98-99 4 **OASIS** All w/ 2.3L

**4368**

2BF Welded Inlet

2BF Welded Outlet



12 3/8" OAL


**NISSAN:**

02-03 6 **MAXIMA** All w/ 3.5L Rear Main

**4369**

4BF Welded Inlet

2.165" O.D. Pipe Outlet



42" OAL

**VOLKSWAGEN:**

99-01 4 **BEETLE** All GLS Turbo w/ 1.8L

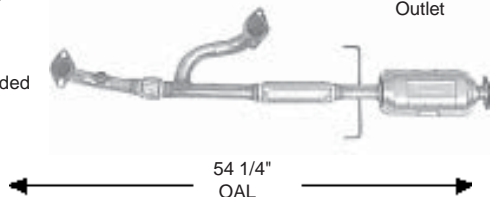
00-03 4 **GOLF** All GLS Turbo w/ 1.8L

00-03 4 **GTI** All GLS Turbo w/ 1.8L

**4393**

2BF Welded Inlets

2BF Welded Outlet



54 1/4" OAL

**4393**

**CHRYSLER:**

01-05 6 **SEBRING** All w/ 3.0L Main rear

**DODGE:**

01-05 6 **STRATUS** All w/ 3.0L Main rear

**MITSUBISHI:**

01-05 6 **ECLIPSE** All w/ 3.0L Main rear

**4400**

3BF Welded Inlet

2BF Welded Outlet



21 1/2" OAL

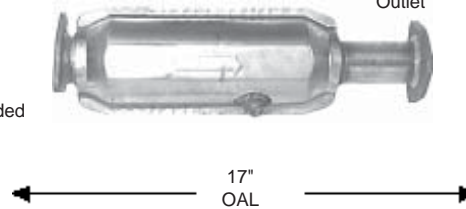
**FORD:**

03-04 4 **FOCUS** All w/ 2.0L, eng. code 5 and Auto Trans.

**4449**

3BF Welded Inlet

3BF Welded Outlet



17" OAL

**ACURA:**

01-02 6 **MDX** All w/ 3.5L

**4451**

2BF Welded Inlet

2BF Welded Outlet



19 1/8" OAL

**MAZDA:**

98-02 6 **626** All w/ 2.5L, Fed. emissions Rear

**4476**

2BF Welded w/ Gasket Stub Inlets

2BF Welded w/ Gasket Stub Outlet



35" OAL

**LEXUS:**

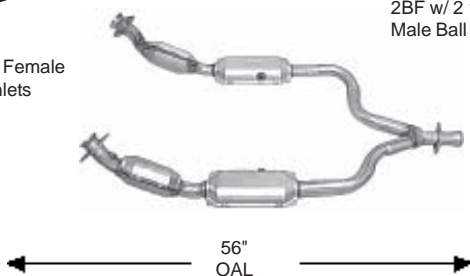
99-01 6 **ES300** All w/ 3.0L Middle

# CATALYTIC CONVERTERS - NUMERICAL LISTING: UPDATED NUMBERS

**4566**

2BF w/ Female Flare Inlets

2BF w/ 2 1/4" Male Ball Outlet



**FORD:**

99-04 6 **MUSTANG** All w/ 3.8L  
04 6 **MUSTANG** All w/ 3.9L

**4701**

2BF w/ 2" Flat Flare Inlet

2BF w/ 2 1/4" Flat Flare Outlet



**FORD:**

96-97 4 **PROBE** All w/ 2.0L Rear

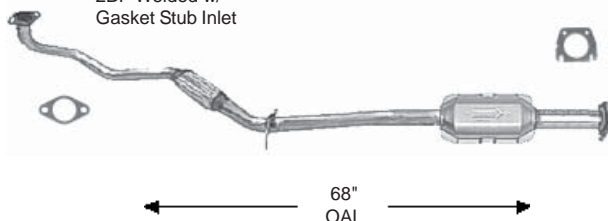
**MAZDA:**

96-97 4 **MX6** All w/ 2.0L Rear  
88-92 4 **MX6** All w/ 2.2L, A.T., Exc. Turbo  
96-97 4 **626** All w/ 2.0L Rear

**4789**

2BF Welded w/ Gasket Stub Inlet

4BF Welded Outlet



**BUICK:**

93-96 4 **CENTURY FWD** All w/ 2.2L

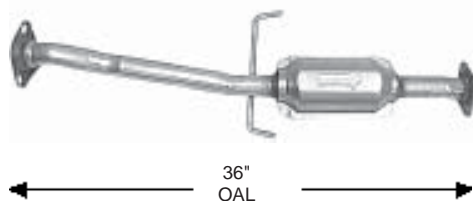
**OLDSMOBILE:**

93-96 4 **CUTLASS CIERA / CURISER FWD** All w/ 2.2L

**4820**

2BF Welded w/ Stub Inlet

2BF Welded w/ Gasket Stub Outlet



**4820**  
continued

**KIA:**

98-99 4 **SEPHIA** All w/ 1.8L, 36" rear converter

**MAZDA:**

97-98 4 **PROTEGE** All w/ 1.5L, Fed. emissions Rear

**4850**

2BF Welded Inlet

2BF Welded Outlet



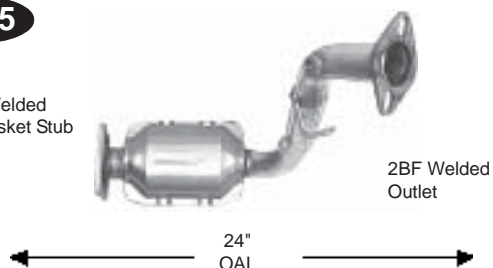
**CHEVROLET:**

00-05 6 **IMPALA** All w/ 3.4L  
00-05 6 **MONTE CARLO** All w/ 3.4L

**4865**

4BF Welded w/ Gasket Stub Inlet

2BF Welded Outlet



**FORD:**

97-02 4 **ESCORT** All w/ 2.0L, exc. ZX-2

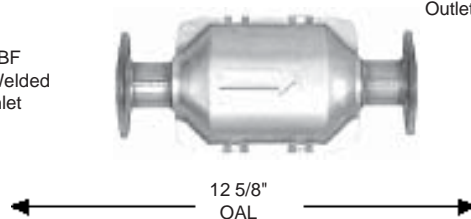
**MERCURY:**

97-99 4 **TRACER** All w/ 2.0L

**4883**

2BF Welded Inlet

2BF Welded Outlet



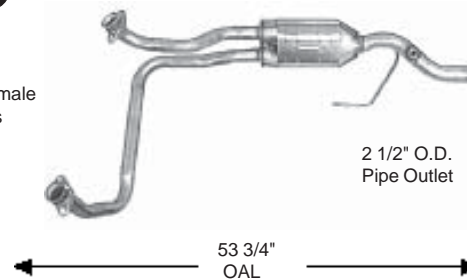
**TOYOTA:**

96-97 4 **CELICA** All w/ 1.8L or 2.2L Rear  
96-97 4 **COROLLA** All w/ 1.8L  
96-97 4 **COROLLA** All w/ 1.6L

**9018**

2BF w/ Female Flare Inlets

2 1/2" O.D. Pipe Outlet



**DODGE TRUCKS:**

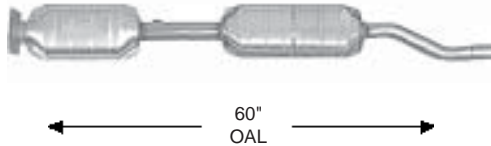
98-03 6-8 **B SERIES VAN** All w/ 3.9L, 5.2L or 5.9L

**CATALYTIC CONVERTERS - NUMERICAL LISTING: UPDATED NUMBERS**

**9027**

2.085" O.D.  
Outlet

4BF  
Welded  
Inlet



60"  
OAL

**CADILLAC:**

98-03 8 **SEVILLE STS** All w/ 4.6L

**9035**

2.125" O.D.  
Outlet

4BF  
Welded  
Inlet



64 3/4"  
OAL

**OLDSMOBILE:**

01-02 6 **AURORA** All w/ 3.5L

01-03 8 **AURORA** All w/ 4.0L

**9048**

**OBSOLETE**  
Supercede to 9056



**9049**

**OBSOLETE**  
Supercede to 9057



**9065**

**OBSOLETE**  
Supercede to 9096



**9066**

**OBSOLETE**  
Supercede to 9097



**9067**

2BF Welded  
Outlet

2BF Welded  
Inlet



17 5/8"  
OAL

**TOYOTA TRUCKS:**

00 4 **PICKUP** All Tacoma w/ 2.7L, Fed. emissions

95-99 4 **PICKUP** All Tacoma w/ 2.7L

00 6 **PICKUP** All Tacoma w/ 3.4L, Fed. emissions

95-99 6 **PICKUP** All Tacoma w/ 3.4L

**9092**

3BF w/ Spherical  
Flare Inlets

3BF Welded  
Outlet



50 7/8"  
OAL

**CHEVROLET TRUCK:**

96-00 8 **2500, 3500** All w/ 5.7L, 8600lbs & over Front

**GMC TRUCK:**

96-00 8 **2500, 3500** All w/ 5.7L, 8600lbs & over Front

**9112**

2BF Spherical  
Flare Inlets

2BF Welded  
w/ Gasket Stub  
Outlet



57 1/2"  
OAL

**FORD TRUCK:**


02-05 6 **EXPLORER** All w/ 4.0L, E eng. Complete

**MERCURY TRUCK:**

02-05 6 **MOUNTAINEER** All w/ 4.0L, E eng. Complete

# CATALYTIC CONVERTERS - NUMERICAL LISTING: UPDATED NUMBERS

**9154**



**BUICK TRUCK:**  
04-05 6 RAINIER All w/ 4.2L, 113" WB

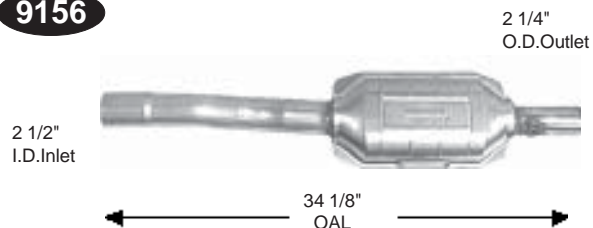
**CHEVROLET TRUCK:**  
02-05 6 TRAILBLAZER All w/ 4.2L, 113" WB

**GMC TRUCK:**  
02-05 6 ENVOY All w/ 4.2L, 113" WB

**ISUZU TRUCK:**  
03-05 6 ASCENDER All w/ 4.2L, 113" WB

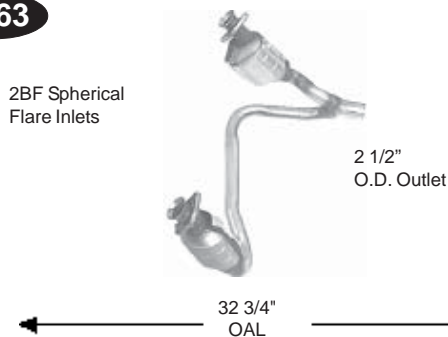
**OLDSMOBILE TRUCK:**  
02-04 6 BRAVADA All w/ 4.2L, 113" WB

**9156**




**JEEP:**  
01 6 GRAND CHEROKEE/GRAND WAGONEER All w/ 4.0L, 4WD Rear  
99-01 8 GRAND CHEROKEE/GRAND WAGONEER All w/ 4.7L, 4WD Rear

**9163**



**DODGE TRUCK:**  
06-08 8 DAKOTA All w/ 3.7L

**9171**

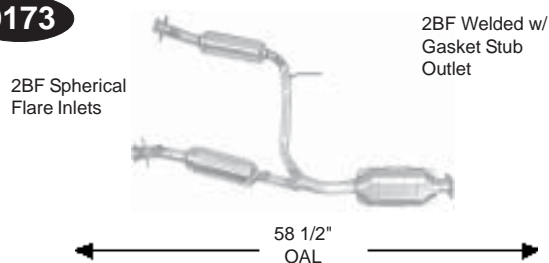


**9171**

**BUICK TRUCK:**  
06-07 6 RAINIER All w/ 4.2L, 113" WB

**ISUZU TRUCK:**  
06-07 6 ASCENDER All W/ 4.2L, 113" WB

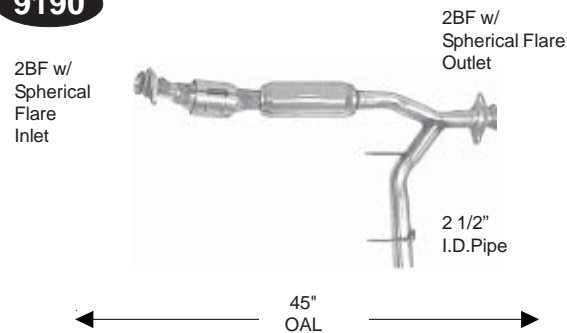
**9173**



**FORD TRUCK:**  
02-05 8 EXPLORER All w/ 4.6L Complete


**MERCURY TRUCK:**  
02-05 6 MOUNTAINEER All w/ 4.0L Complete

**9190**



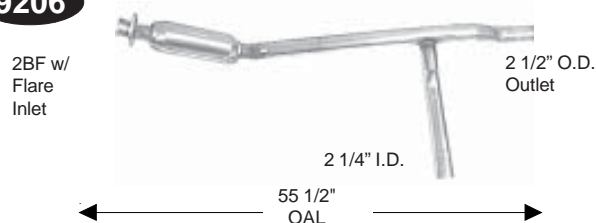
**FORD TRUCK:**  
03-04 8 EXPEDITION All W/ 4.6L Right side

**9191**



**FORD TRUCK:**  
03-04 8 EXPEDITION All W/ 4.6L Left side

**9206**




**DODGE TRUCK:**  
04-05 8 D-W PICKUP All Ram 1500 w/ 4.7L Right side

# CATALYTIC CONVERTERS - NUMERICAL LISTING: UPDATED NUMBERS

**9207**

2BF w/  
Flare  
Inlet



2 1/4" O.D.  
Outlet

45"  
OAL

**DODGE TRUCK:**

04-05 8 **D-W PICKUP** All Ram 1500 w/ 4.7L  
Left side

**9244**

3BF  
Welded  
Inlet



2BF Welded  
w/ Gasket  
Stub Outlet

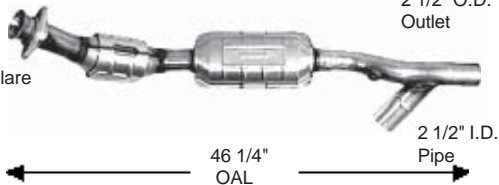
32 1/2"  
OAL

**FORD TRUCK:**

01-02 6 **EXPLORER SPORT, SPORT TRAC** All w/ 4.0L  
Rear

**9250**

2BF w/ Flare  
Inlet



2 1/2" O.D.  
Outlet

46 1/4"  
OAL

2 1/2" I.D.  
Pipe

**FORD:**

03-04 8 **EXPEDITION** All w/ 5.4L Right

**9251**

2BF w/ Flare  
Inlet



2 1/2" O.D.  
Outlet

45 1/4"  
OAL

**FORD:**

03-04 8 **EXPEDITION** All w/ 5.4L Left

**9411**

3BF Welded  
Inlets



2.165" O.D.  
Pipe Outlet

22 3/4"  
OAL

**PORSCHE:**

85-86 8 **928** All w/ 5.0L

**9615**

3BF Welded  
Inlets



1.890" O.D. Pipe  
& 2BF w/ 45°  
Flare Outlets

79 3/4"  
OAL

**BMW:**

96-98 6 **328** All i, iC or iS w/ 2.8L  
92-95 6 **M3** All w/ 3.2L

**9617**

2BF w/ Female  
Flare Inlets



3BF w/  
45° Flare  
Outlet

64 1/4"  
OAL

**MERCEDES BENZ:**

94-96 4 **220C** All w/ 2.2L, 111.940 eng., Dual inlet pipes

**9702**

3BF Welded  
Inlets



2BF w/  
Spherical Ball  
Outlet

49 3/4"  
OAL

**LAND ROVER:**

90-94 8 **RANGE ROVER** All w/ 3.9L

**9709**

3BF Welded  
Inlets



2BF w/  
Spherical Ball  
Outlet

50 1/4"  
OAL

**LAND ROVER:**

03-04 8 **DISCOVERY** All w/ 4.6L  
99-02 8 **DISCOVERY** All w/ 4.0L

**9903**

3BF Welded  
Inlet



2.165" O.D.  
Pipe Outlet

19 3/8"  
OAL


**VOLKSWAGEN:**

96-98 6 **JETTA** All w/ 2.8L  
96-98 6 **GOLF GTI** All w/ 2.8L

**10930**

3 BF Welded Inlet

3" O.D. Pipe  
Outlet



**FORD TRUCK:**

97-04 8 **E150, E250, E350** All w/ 5.4L, Under 8600lbs  
CA emissions Rear

---